Treasurer's Monthly INVESTMENT REPORT

MARCH 2011

From the Office of
SHARI L. FREIDENRICH, CPA, CCMT, CPFA, CPFIM
Orange County Treasurer

ORANGE COUNTY • TREASURER-TAX COLLECTOR •

COUNTY OF ORANGE

TREASURER'S INVESTMENT REPORT
For March 31, 2011

Table of Contents

I.	**Memo to Board of Supervisors**	**1**
II.	**Investment Pool Summary, Statistics and Charts**	**3**
III.	**Investment Objectives** *-Safety - Investment Type/Credit Quality/Issuer Concentration* *-Liquidity - Maturities Distribution* *-Yield - Interest Rate Yield*	**6**
IV.	**Cash Availability Projection per California Government Code Section 53646(b)(3)**	**15**
V.	**Statement of Accountability**	**18**
VI.	**Porfolio Investment Inventory with Market Values** *-Extended Fund, County and Educational Money Market Funds* *-John Wayne Airport Investment Pool/Non-pooled Investments* *-Investments with Trustees - CEO/Public Finance* *-Investments with Trustees - John Wayne Airport*	**19**
VII.	**Detailed Transaction Report** *-Transaction Report by Fund for all Funds* *-Money Market Mutual Fund Transactions*	**51**
VIII.	**Investment Policy Compliance** *-Investment Policy Compliance Summary* *-Noncompliance Detail*	**96**
IX.	**Approved Issuer List**	**98**
XIII.	**Distribution List**	**99**

OFFICE OF THE TREASURER-TAX COLLECTOR
SHARI L. FREIDENRICH, C.P.A.

HALL OF FINANCE & RECORDS
11 CIVIC CENTER PLAZA, SUITE G76
SANTA ANA, CA 92701

INTERDEPARTMENTAL COMMUNICATION

TO: SUPERVISOR BILL CAMPBELL, CHAIR
SUPERVISOR JOHN MOORLACH, VICE-CHAIR
SUPERVISOR PATRICIA BATES
SUPERVISOR SHAWN NELSON
SUPERVISOR JANET NGUYEN

FROM: SHARI L. FREIDENRICH, CPA, CCMT, CPFA, CPFIM
TREASURER

CC: DISTRIBUTION LIST

DATE: APRIL 15, 2011

SUBJECT: TREASURER'S INVESTMENT REPORT FOR THE MONTH ENDED MARCH 31, 2011

Attached, please find the Treasurer's Investment Report for the County of Orange for the month ended March 31, 2011. This report is provided in compliance with California Government Code Sections 53607, 53646, and 27134 and the County's Investment Policy Statement (IPS). We have included some charts and other data for your information. This report is also publicly available on our website at http://egov.ocgov.com/ocgov/Treas/investmentreports.

INVESTMENT POOL COMPOSITION

The investments contained within this report are as of March 31, 2011. The Investment Pool Statistics summary shows the total investments responsibility of the Treasurer as delegated by the Board of Supervisors: the Orange County Investment Pool which includes the Voluntary participants' funds, the Orange County Educational Investment Pool, the John Wayne Airport Investment Pool and various other small non-Pooled investments funds.

The Investment Policy requires investment of public funds in a manner which will, in order of priority, maintain safety of principal while meeting fund participants' daily cash flow needs, achieve a market rate yield, and attempt to stabilize the Net Asset Value at $1.00, for the Money Market Funds, while conforming to all applicable State statutes and Board actions regarding public funds investment. The County Treasurer established three Money Market Pools, the Orange County Money Market Pool, the John Wayne Airport Investment Pool and the Educational Money Market Pool, which all are invested primarily in cash-equivalent securities and provide liquidity for immediate cash needs. The County Treasurer also established the Extended Fund which is for cash requirements between one and five years. The Orange County Investment Pool is comprised of the Orange County Money Market Fund and portions of the Extended Fund. The Educational Investment Pool is comprised of the Educational Money Market Fund and portions of the Extended Fund. Standard & Poors, in January 2011, reaffirmed their highest rating of AAAm on the County and the Educational Money Market Funds.

The maximum maturity of investments under the Money Market Funds is 13 months, with a maximum weighted average maturity of 60 days. The maximum maturity of the Extended Fund is 5 years, with duration not to exceed a leading 1-3 Year index +25%. The investments in the Pools are

marked to market daily to determine the value of the Pools. To further maintain safety, adherence to an investment strategy of only purchasing top-rated securities and diversification of instrument types and maturities is required. Any investment type not specifically authorized under the Investment Policy, but allowed by State Law, must be approved by the Treasury Oversight Committee and the Board of Supervisors prior to purchase of the security.

ECONOMIC UPDATE

International events continued to provide volatility to the bond market as interest rates experienced a roller coaster ride in March. Fresh on the heels of continued unrest in North Africa and the Middle East, Japan was hit with one of the worst earthquakes in their history. A continuation of a flight to safety into US Treasuries caused the interest rate on two year Treasury bonds to close at 0.55% on March 16th down from 0.85% in February.

Economic releases in March continued to support the idea that the US economy continues to grow, although growth appears to have moderated somewhat. In conjunction with these economic releases, several Fed presidents went on record suggesting the Federal Open Market Committee may have to begin raising rates later this year. These remarks helped spark a backup in rates allowing two year Treasury rates to close out the month at 0.82% up from the low of .55% on March 16th.

Fed fund futures however, still expect the Federal Reserve will wait until May of 2012 before they begin raising rates.

INVESTMENT INTEREST YIELD FORECAST

There is no change in our estimated yield for the fiscal year 2010/2011 since last month's report. For the remainder of the fiscal year 2010-2011, we are estimating an average interest yield of 0.60% which will provide us with an estimated yield for 2010/2011 of 0.60%, lower than our budget estimate of 1.20%.

There is no change in our forecasted yield for next fiscal year; we are still estimating an average interest yield of 0.75%.

APPORTIONMENT OF COMMINGLED POOL INTEREST EARNINGS

Each month, the County Treasurer apportions the accrued interest earnings to each pool participant. As of the first business day of the following month accrued but unpaid interest earnings are added to pool participants' average balances in determining a participant's relative share of the pool's monthly earnings. The actual cash distribution will generally be paid in the months following. The March 2011 interest apportionment is expected to be paid by April 30, 2011.

COMPLIANCE SUMMARY

The portfolios had no compliance exceptions for the month of March, 2011.

I certify that this report includes all pool and non-pooled investments as of March 31, 2011 and is in conformity with all State laws and the IPS approved by the Board of Supervisors on December 7, 2010. The investments herein shown provide adequate liquidity to meet the next six months of projected cash flow requirements. I am available if you have any questions on this Investment Report at (714) 834-7625.

Enclosure

ORANGE COUNTY TREASURER-TAX COLLECTOR

POOLED MONEY INVESTMENT ACCOUNT

SUMMARY OF INVESTMENT DATA

A COMPARISON OF MARCH 2011 WITH MARCH 2010

	MARCH 2011	MARCH 2010	CHANGE
Orange County Investment Pool			
End Of Month Market Value	$ 3,599,382,797	$ 3,599,641,254	$ (258,457)
End Of Month Book Value	$ 3,595,278,270	$ 3,601,480,851	$ (6,202,581)
Monthly Average Balance	$ 3,317,022,707	$ 3,421,360,879	$ (104,338,173)
Accrued Earnings	$ 1,979,878	$ 2,341,875	$ (361,997)
Monthly Average Gross Yield	0.70%	0.81%	-0.10%
Weighted Average Maturity	294	277	17
Orange County Educational Investment Pool			
End Of Month Market Value	$ 2,886,833,355	$ 2,725,444,300	$ 161,389,055
End Of Month Book Value	$ 2,884,257,438	$ 2,725,812,267	$ 158,445,171
Monthly Average Balance	$ 3,014,666,314	$ 2,780,938,885	$ 233,727,429
Accrued Earnings	$ 1,612,428	$ 2,180,875	$ (568,448)
Monthly Average Gross Yield	0.63%	0.92%	-0.29%
Weighted Average Maturity	291	337	(46)

ORANGE COUNTY TREASURER-TAX COLLECTOR

INVESTMENT POOL STATISTICS

FOR THE MONTH AND QUARTER ENDED MARCH 31, 2011

INVESTMENT STATISTICS - By Investment Pool***

DESCRIPTION	CURRENT BALANCES		Average Days to Maturity	Daily Yield As of 3/31/2011	Monthly Average Gross Yield	Quarterly Average Gross Yield	Current NAV
COMBINED POOL BALANCES (includes the Extended Fund)							
Orange County Investment Pool	MARKET Value	$ 3,599,382,797	294	0.67%			1.00
	COST (Capital)	$ 3,599,692,852					
	MONTHLY AVG Balance	$ 3,317,022,707			0.70%		
	QUARTERLY AVG Balance	$ 3,314,895,426				0.69%	
	BOOK Value	$ 3,595,278,270					
Orange County Educational Investment Pool	MARKET Value	$ 2,886,833,355	291	0.65%			1.00
	COST (Capital)	$ 2,887,848,078					
	MONTHLY AVG Balance	$ 3,014,666,314			0.63%		
	QUARTERLY AVG Balance	$ 3,247,198,628				0.63%	
	BOOK Value	$ 2,884,257,438					

INVESTMENT STATISTICS - Non Pooled Investments **

DESCRIPTION	CURRENT BALANCE		BOOK BALANCE BY INVESTMENT TYPE	
Specific Investment Funds:	MARKET Value	$ 65,169,657	Money Market Mutual Funds	$ 14,213,748
112, 283, 480, 482, 483, 494, 497	COST (Capital)	$ 65,090,463	Repurchase Agreement	1,081,500
505, 510, 514, 546, 15B	MONTHLY AVG Balance	$ 65,199,942	John Wayne Airport Investment Pool	49,670,573
	QUARTERLY AVG Balance	*$ 66,292,938*	GNMA Mortgage-Backed Security	124,641
				$ 65,090,463

MONTH END TOTALS

INVESTMENTS & CASH		FUND ACCOUNTING & SPECIFIC INVESTMENTS	
County Money Market Fund	$ 1,872,618,679		
County Cash	13,868,459	County Funds	$ 3,613,561,311
Educational Money Market Fund	1,537,848,078	Educational Funds	2,892,642,169
Extended Fund	3,077,074,173	Specific Investment Funds	65,090,463
Educational Cash	4,794,091		
Non Pooled Investments @ Cost	65,090,463		
	$ 6,571,293,942		$ 6,571,293,942

KEY POOL STATISTICS

INTEREST RATE YIELD		WEIGHTED AVERAGE MATURITY	
COUNTY MONEY MARKET FUND - MONTHLY AVERAGE GROSS YIELD	0.31%	COUNTY MONEY MARKET FUND	50
EDUCATIONAL MONEY MARKET FUND - MONTHLY AVERAGE GROSS YIELD	0.29%	EDUCATIONAL MONEY MARKET FUND	58
COUNTY INVESTMENT POOL - YTD NET YIELD****	0.53%	LGIP WAM (Standard & Poors)	46
EDUCATIONAL INVESTMENT POOL - YTD NET YIELD****	0.50%	I-MONEY NET PRIME MMF WAM	44
I-MONEY NET PRIME MONEY MARKET FUND - MARCH AVERAGE YIELD	0.07%		
90-DAY T-BILL YIELD MARCH AVERAGE	0.09%		

ORANGE COUNTY TREASURER-TAX COLLECTOR

INVESTMENT POOL STATISTICS

FOR THE MONTH AND QUARTER ENDED MARCH 31, 2011

INVESTMENT STATISTICS - By Investment Fund*

DESCRIPTION	CURRENT BALANCES		Average Days to Maturity	Daily Yield As of 3/31/2011	Monthly Average Gross Yield	Quarterly Average Gross Yield	Current NAV
County Money Market Fund	MARKET Value	$ 1,873,051,091	50	0.25%			1.00
	COST (Capital)	$ 1,872,618,679					
	MONTHLY AVG Balance	$ 1,591,771,609			0.31%		
	QUARTERLY AVG Balance	$ 1,593,001,463				0.26%	
	BOOK Value	$ 1,872,090,175					
Educational Money Market Fund	MARKET Value	$ 1,537,413,718	58	0.32%			1.00
	COST (Capital)	$ 1,537,848,078					
	MONTHLY AVG Balance	$ 1,664,666,314			0.29%		
	QUARTERLY AVG Balance	$ 1,897,198,628				0.27%	
	BOOK Value	$ 1,537,295,064					
Extended Fund	MARKET Value	$ 3,075,751,344	558	1.05%			1.00
	COST (Capital)	$ 3,077,074,173					
	MONTHLY AVG Balance	$ 3,075,251,098			1.06%		
	QUARTERLY AVG Balance	$ 3,071,893,964				1.09%	
	BOOK Value	$ 3,070,150,469					

ALLOCATION OF EXTENDED FUND

Extended Fund							
County Share	MARKET Value	$ 1,726,331,707	558	1.05%			1.00
	COST (Capital)	$ 1,727,074,173					
	MONTHLY AVG Balance	$ 1,725,251,098			1.06%		
	QUARTERLY AVG Balance	$ 1,721,893,964				1.09%	
	BOOK Value	$ 1,723,188,095					
Educational Share	MARKET Value	$ 1,349,419,638	558	1.05%			1.00
	COST (Capital)	$ 1,350,000,000					
	MONTHLY AVG Balance	$ 1,350,000,000			1.05%		
	QUARTERLY AVG Balance	$ 1,350,000,000				1.08%	
	BOOK Value	$ 1,346,962,374					

* Book Value is computed as Cost reduced by amortization of premium and increased by the accretion of discount of the Investment Portfolio. Net Asset Value (NAV) is equal to Market Value divided by Book Value.

** Specific non pooled investments are reported in compliance with Government Code Section 53646 (b)(1). Detailed descriptions are included in the inventory listing in Section VI of this report.

*** The Combined Pool Balances include the County and Educational Money Market Funds and their respective portions of the Extended Fund.

**** This is the OCIP-Net Yield which differs from the monthly average yield above due to the admin fees.

ORANGE COUNTY TREASURER - TAX COLLECTOR

BY INVESTMENT TYPE - By Percentage Holdings

March 31, 2011

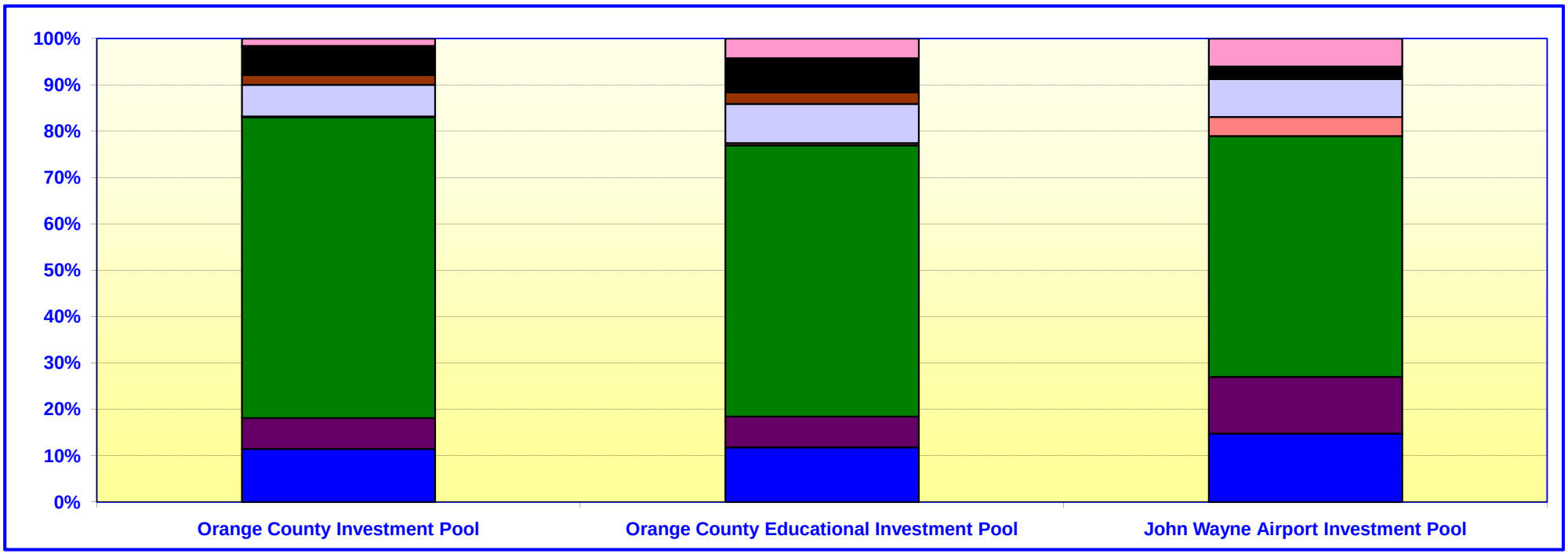

Orange County Investment Pool

	In Thousands	%
CERTIFICATES OF DEPOSIT	$ 413,065	11.48%
COMMERCIAL PAPER	239,467	6.65%
U.S. GOVERNMENT AGENCIES	2,335,713	64.89%
MONEY MARKET FUNDS	6,529	0.18%
MEDIUM - TERM NOTES	245,472	6.82%
MEDIUM - TERM NOTES - FDIC	75,292	2.09%
MUNICIPAL DEBT	216,543	6.02%
REPURCHASE AGREEMENT	10,577	0.29%
U.S. TREASURIES	56,725	1.58%
	$ 3,599,383	100.00%

Orange County Educational Investment Pool

	In Thousands	%
CERTIFICATES OF DEPOSIT	$ 339,952	11.78%
COMMERCIAL PAPER	193,308	6.70%
U.S. GOVERNMENT AGENCIES	1,688,977	58.50%
MONEY MARKET FUNDS	13,693	0.47%
MEDIUM - TERM NOTES	244,317	8.46%
MEDIUM - TERM NOTES - FDIC	71,339	2.47%
MUNICIPAL DEBT	210,144	7.28%
REPURCHASE AGREEMENT	2,789	0.10%
U.S. TREASURIES	122,314	4.24%
	$ 2,886,833	100.00%

John Wayne Airport Investment Pool

	In Thousands	%
CERTIFICATES OF DEPOSIT	$ 7,351	14.78%
COMMERCIAL PAPER	6,099	12.26%
U.S. GOVERNMENT AGENCIES	25,818	51.90%
MONEY MARKET FUNDS	2,059	4.14%
MEDIUM - TERM NOTES	4,066	8.17%
MEDIUM - TERM NOTES - FDIC	-	0.00%
MUNICIPAL DEBT	1,355	2.72%
REPURCHASE AGREEMENT	-	0.00%
U.S. TREASURIES	3,002	6.03%
	$ 49,750	100.00%

Investment Composition Is In Compliance With The Orange County Treasurer's Investment Policy Statement
County Investment Pool Includes: Money Market Fund & Extended Fund
Calculated Using Market Value at 03/31/2011

ORANGE COUNTY TREASURER - TAX COLLECTOR

BY INVESTMENT TYPE - By Dollar Amount

March 31, 2011

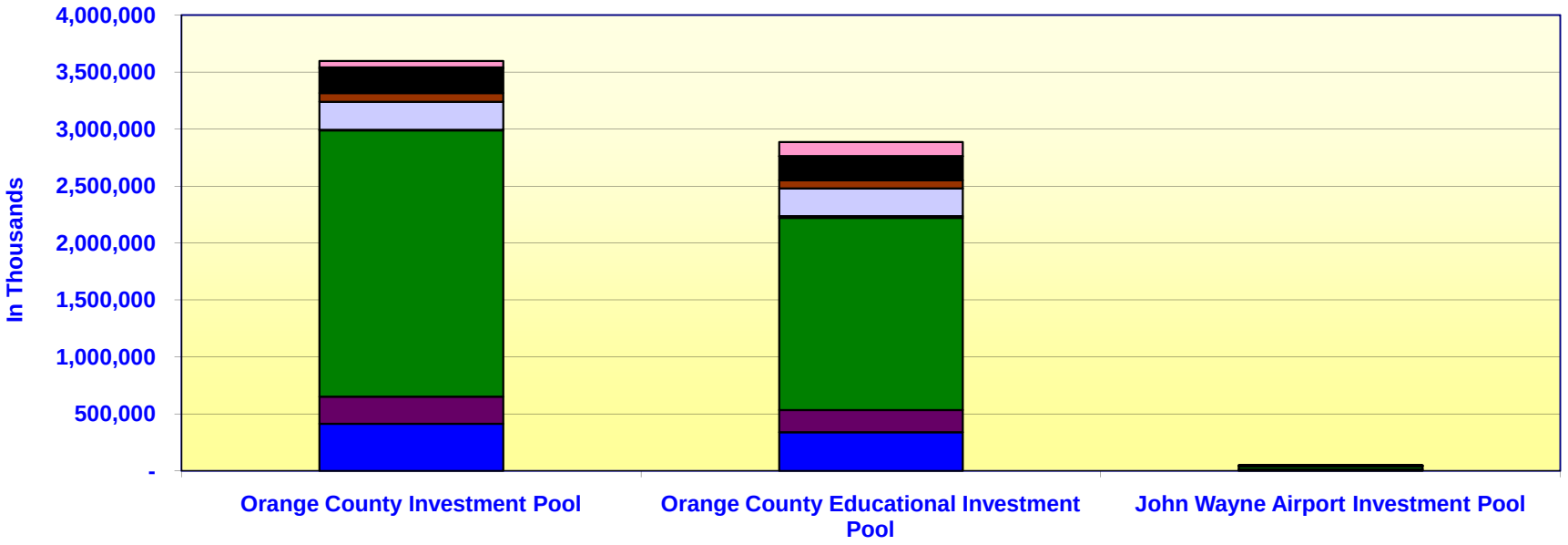

	Orange County Investment Pool	Orange County Educational Investment Pool	John Wayne Airport Investment Pool
		In Thousands	
CERTIFICATES OF DEPOSIT	$ 413,065	$ 339,952	$ 7,351
COMMERCIAL PAPER	239,467	193,308	6,099
U.S. GOVERNMENT AGENCIES	2,335,713	1,688,977	25,818
MONEY MARKET FUNDS	6,529	13,693	2,059
MEDIUM - TERM NOTES	245,472	244,317	4,066
MEDIUM - TERM NOTES - FDIC	75,292	71,339	-
MUNICIPAL DEBT	216,543	210,144	1,355
REPURCHASE AGREEMENT	10,577	2,789	-
U.S. TREASURIES	56,725	122,314	3,002
	$ 3,599,383	$ 2,886,833	$ 49,750

Investment Composition Is In Compliance With The Orange County Treasurer's Investment Policy Statement

Calculated Using Market Value at 03/31/2011

ORANGE COUNTY TREASURER - TAX COLLECTOR

CREDIT QUALITY BY MARKET VALUE

March 31, 2011

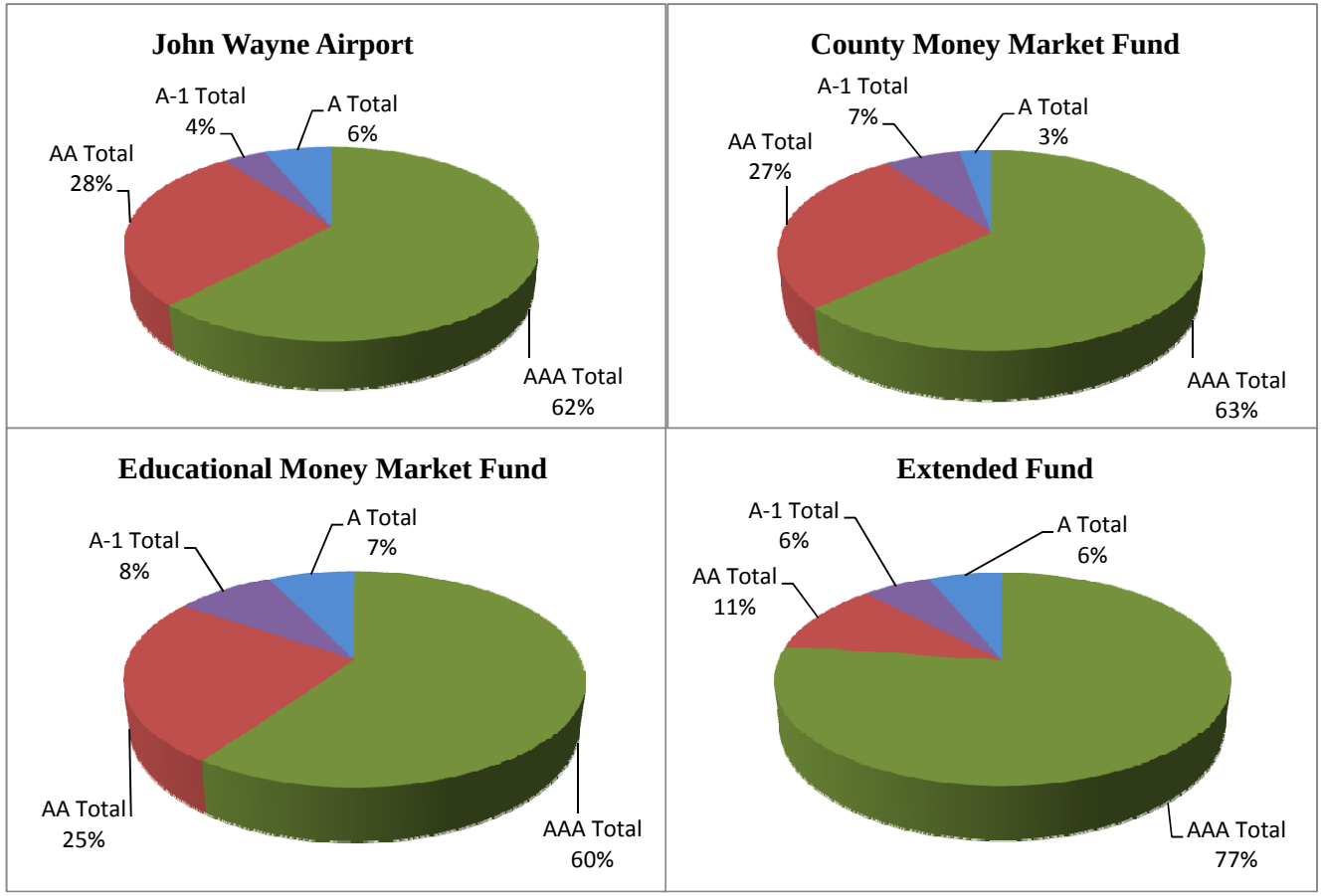

AA Includes AA+, AA- & AA

A Includes A+,A- & A

A-1 Includes A-1+, F-1+, P-1, A-1 & F-1

ORANGE COUNTY TREASURER - TAX COLLECTOR

CREDIT QUALITY BY MARKET VALUE

March 31, 2011

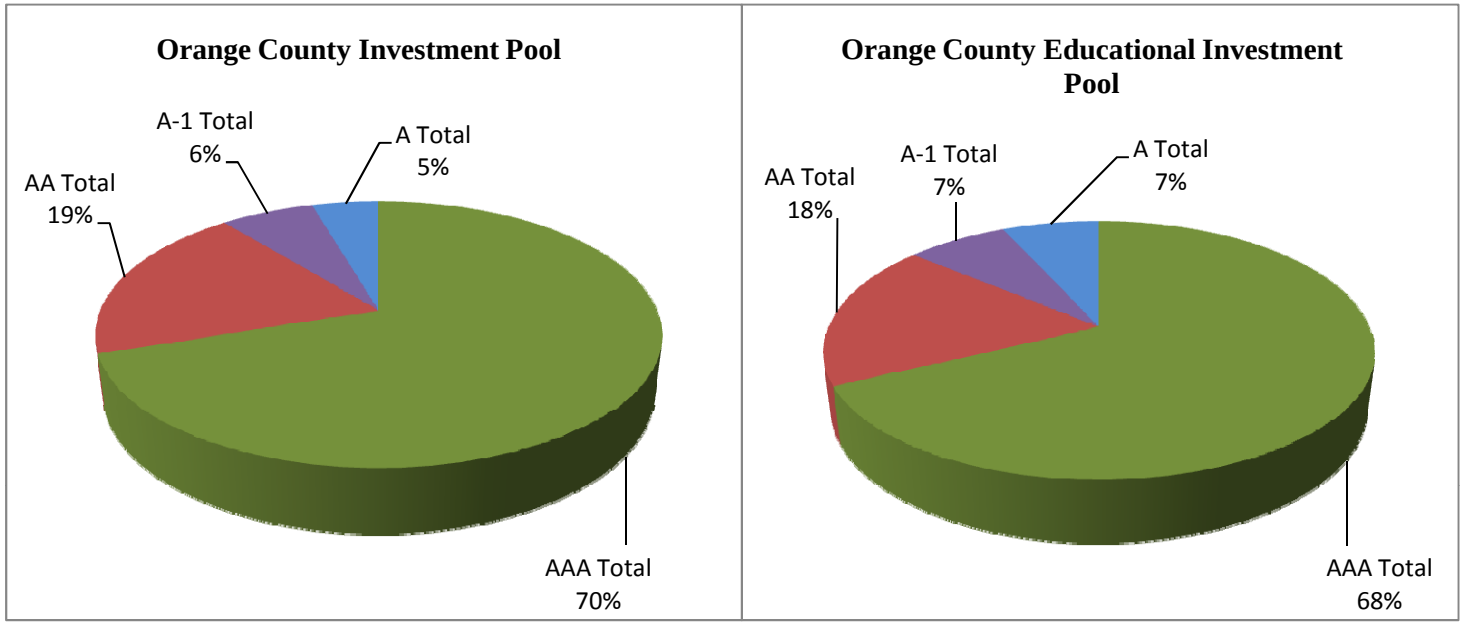

AA Includes AA+, AA- & AA

A Includes A+,A- & A

A-1 Includes A-1+, F-1+, P-1, A-1 & F-1

ORANGE COUNTY TREASURER - TAX COLLECTOR

ISSUER CONCENTRATION-By Investment Pool

March 31, 2011

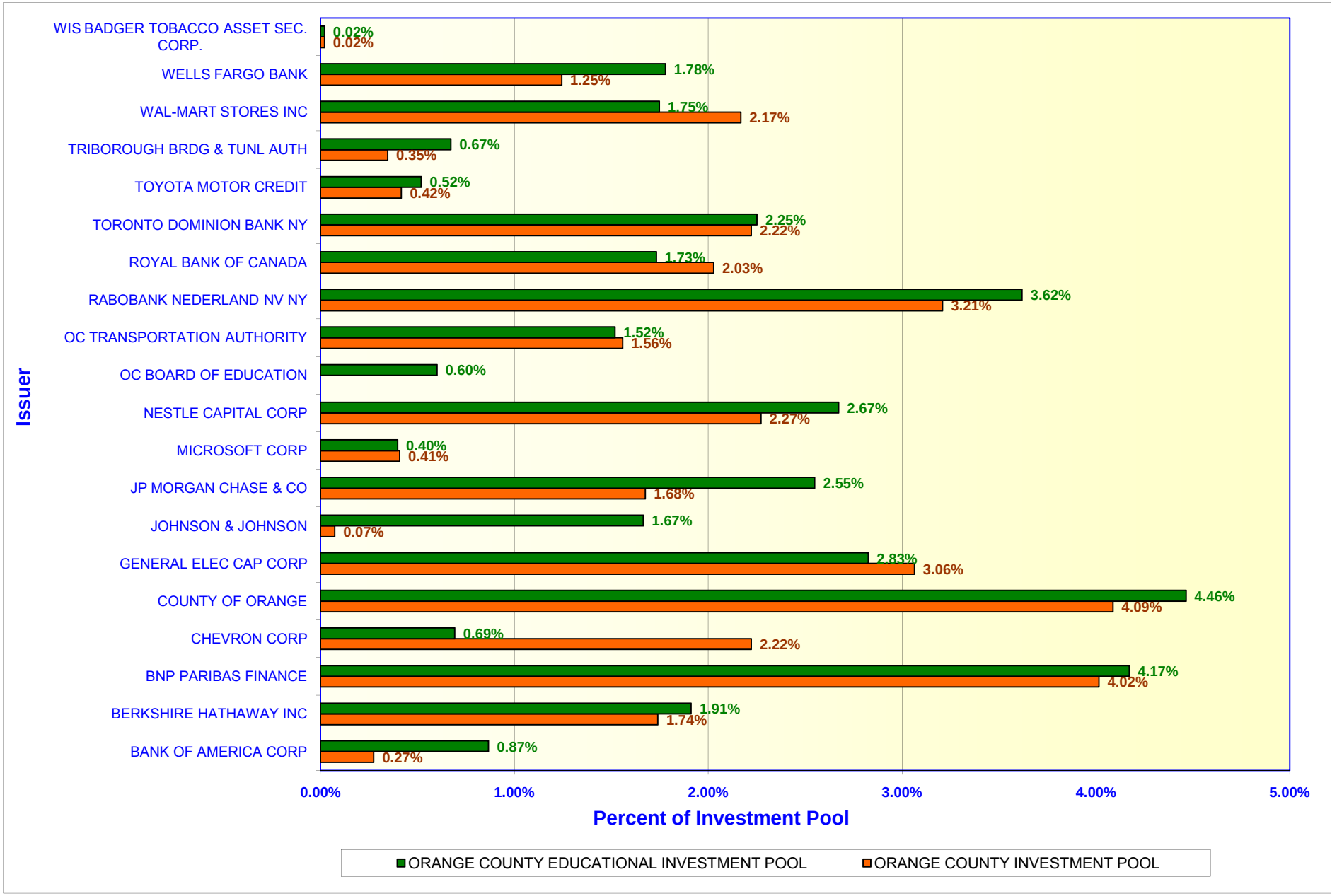

ORANGE COUNTY TREASURER - TAX COLLECTOR

ISSUER CONCENTRATION - JOHN WAYNE AIRPORT INVESTMENT POOL

March 31, 2011

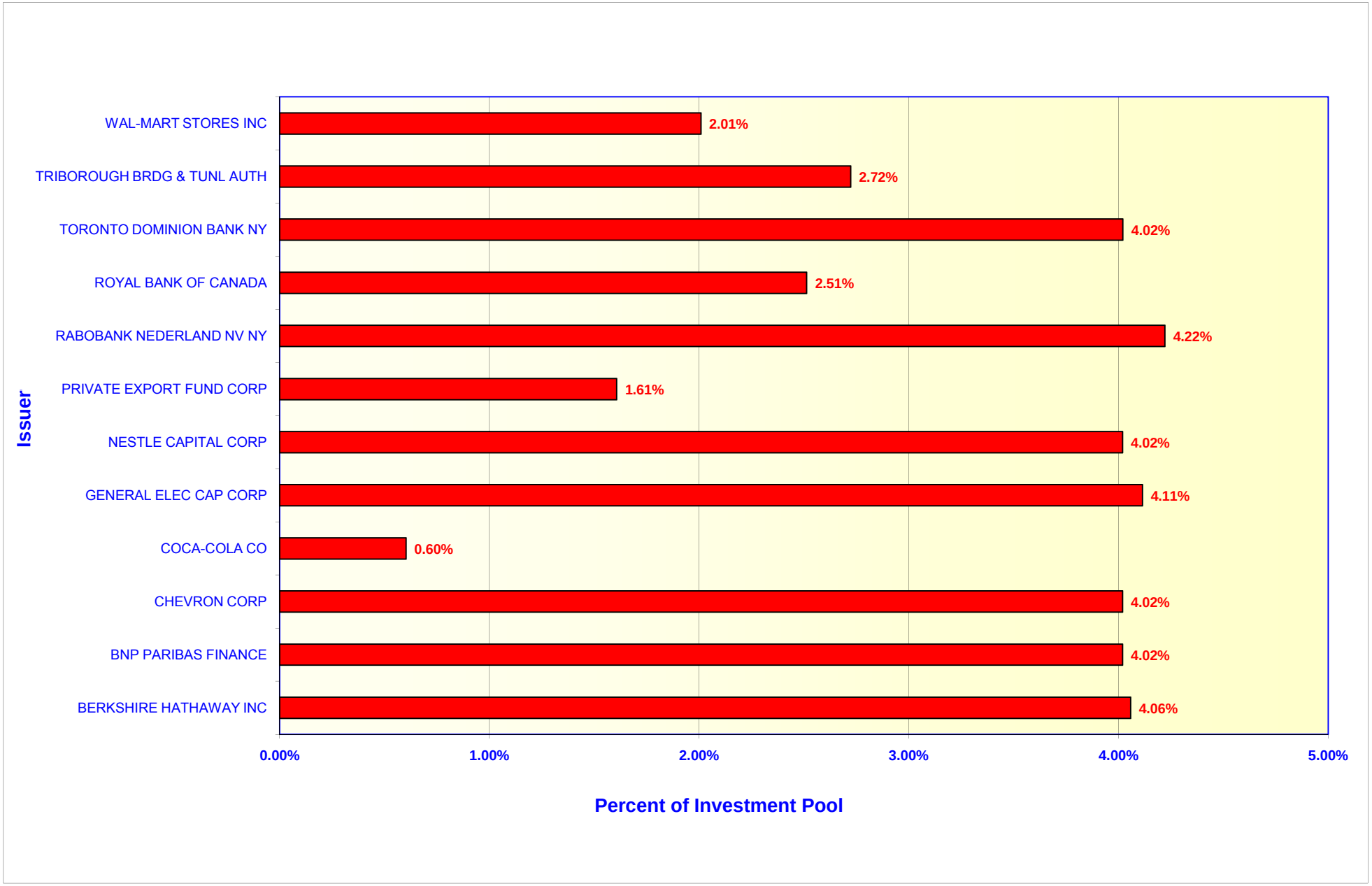

ORANGE COUNTY TREASURER - TAX COLLECTOR

MATURITIES DISTRIBUTION

March 31, 2011

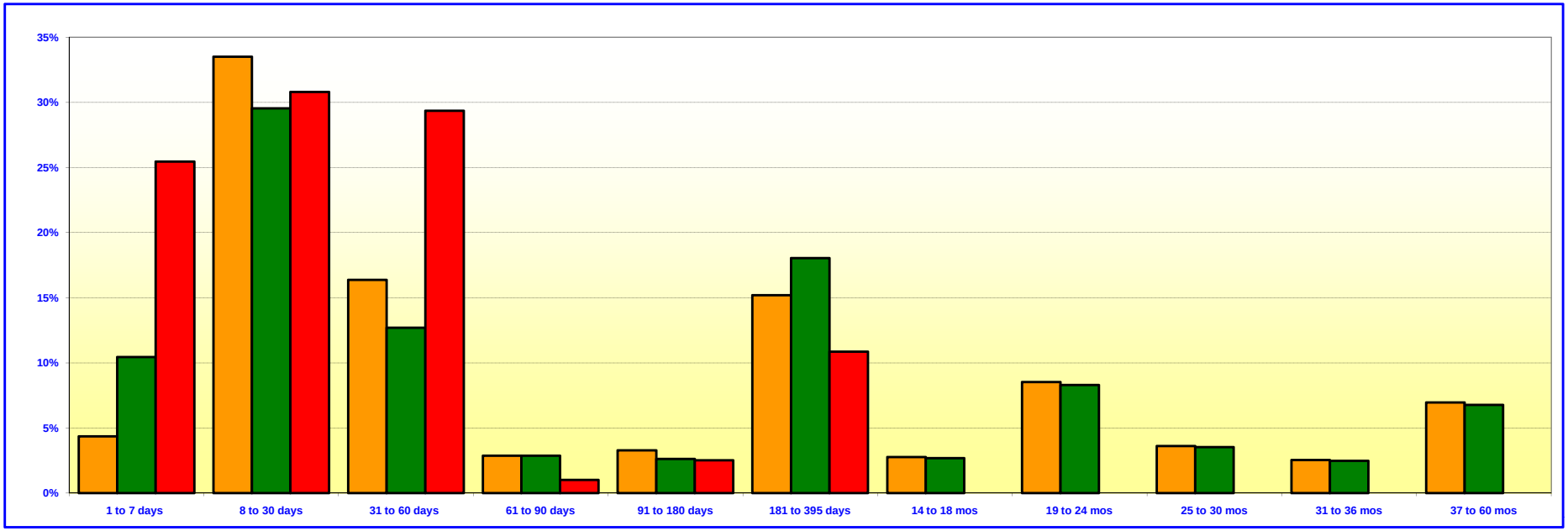

ORANGE COUNTY INVESTMENT POOL

	In Thousands	%
1 TO 7 DAYS	$ 156,105	4.35%
8 TO 30 DAYS	1,202,220	33.51%
31 TO 60 DAYS	587,101	16.37%
61 TO 90 DAYS	102,948	2.87%
91 TO 180 DAYS	117,838	3.29%
181 TO 395 DAYS	545,288	15.20%
14 TO 18 MONTHS	99,065	2.76%
19 TO 24 MONTHS	305,670	8.52%
25 TO 30 MONTHS	129,853	3.62%
31 TO 36 MONTHS	91,389	2.55%
37 TO 60 MONTHS	249,564	6.96%
TOTAL	$ 3,587,041	100.00%

ORANGE COUNTY EDUCATIONAL INVESTMENT POOL

	In Thousands	%
1 TO 7 DAYS	$ 300,426	10.44%
8 TO 30 DAYS	849,966	29.54%
31 TO 60 DAYS	365,171	12.69%
61 TO 90 DAYS	82,765	2.88%
91 TO 180 DAYS	75,682	2.63%
181 TO 395 DAYS	518,991	18.04%
14 TO 18 MONTHS	77,435	2.69%
19 TO 24 MONTHS	238,933	8.30%
25 TO 30 MONTHS	101,502	3.53%
31 TO 36 MONTHS	71,436	2.48%
37 TO 60 MONTHS	195,076	6.78%
TOTAL	$ 2,877,383	100.00%

JOHN WAYNE AIRPORT INVESTMENT POOL

	In Thousands	%
1 TO 7 DAYS	$ 12,613	25.45%
8 TO 30 DAYS	15,264	30.80%
31 TO 60 DAYS	14,552	29.36%
61 TO 90 DAYS	500	1.01%
91 TO 180 DAYS	1,250	2.52%
181 TO 395 DAYS	5,380	10.86%
TOTAL	$ 49,559	100.00%

Maturity Limits Are In Compliance With The Orange County Treasurer's Investment Policy Statement

Floating Rate Notes are deemed to have a maturity date equal to their next interest reset date.

At 03/31/2011, Floating Rate Notes comprise 25.32%, 29.47%, and 37.44% of the Orange County Investment Pool, Orange County Educational Investment Pool, and JWA Investment Pool respectively.

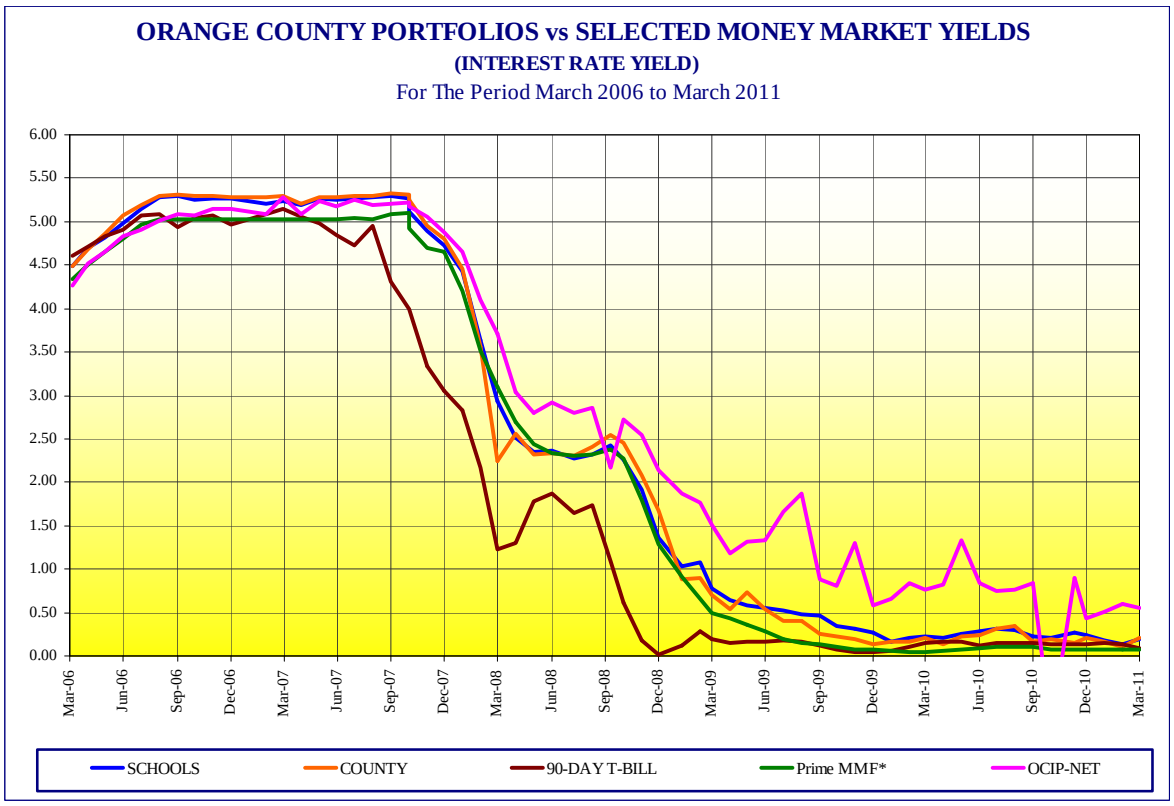

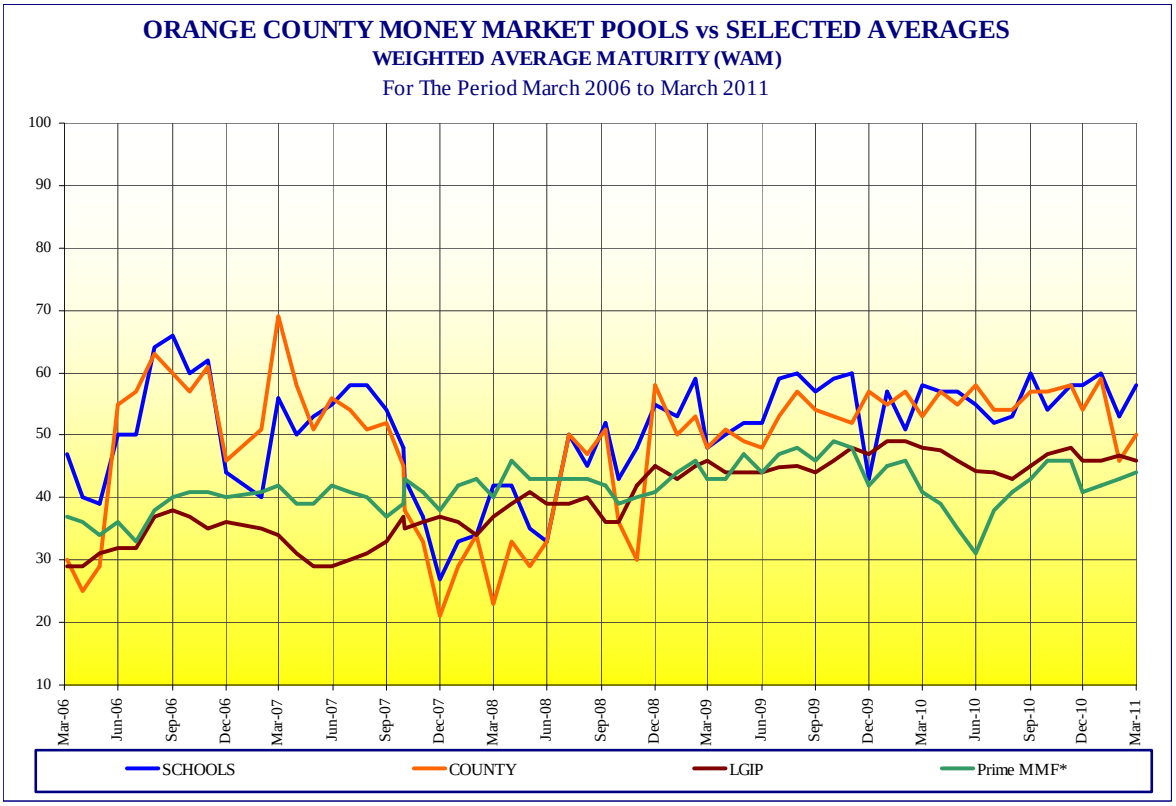

•Prime MMF; Rated Money Fund Report Average-Prime Institutional from I-Money Net

•As of March 31, 2011, Prime MMF Yield – 0.07 WAM - 44; LGIP WAM – 46; 90-Day T-Bill – 0.09; OCIP-Net – 0.56

ORANGE COUNTY TREASURER-TAX COLLECTOR

INVESTMENT POOL YIELDS

April 1, 2010 - March 31, 2011

PERIOD ENDING - MONTH / YEAR	MONTH END MARKET	EARNINGS FOR MONTH	AVERAGE YIELD FOR	MONTH END WAM
Current Month - March 2011				
County Pool - Money Market Fund	$ 1,873,051,091	$ 424,787	0.31%	50
Educational Pool - Money Market Fund	$ 1,537,413,718	$ 407,705	0.29%	58
Extended Fund	$ 3,075,751,344	$ 2,759,814	1.06%	558
February 2011				
County Pool - Money Market Fund	$ 1,575,715,282	$ 247,305	0.21%	46
Educational Pool - Money Market Fund	$ 1,719,901,541	$ 355,932	0.24%	53
Extended Fund	$ 3,069,561,929	$ 2,852,517	1.21%	681
January 2011				
County Pool - Money Market Fund	$ 1,544,179,597	$ 357,642	0.26%	59
Educational Pool - Money Market Fund	$ 2,025,338,400	$ 505,850	0.28%	60
Extended Fund	$ 3,071,182,280	$ 2,587,619	0.99%	660
December 2010				
County Pool - Money Market Fund	$ 1,836,629,503	$ 433,027	0.31%	54
Educational Pool - Money Market Fund	$ 2,319,553,991	$ 382,323	0.34%	58
Extended Fund	$ 3,066,158,602	$ 2,163,193	0.83%	682
November 2010				
County Pool - Money Market Fund	$ 1,909,825,613	$ 332,186	0.25%	56
Educational Pool - Money Market Fund	$ 1,294,299,746	$ 397,543	0.37%	60
Extended Fund	$ 3,076,938,355	$ 4,333,834	1.72%	746
October 2010				
County Pool - Money Market Fund	$ 1,391,396,900	$ 310,354	0.30%	57
Educational Pool - Money Market Fund	$ 1,388,575,150	$ 348,236	0.31%	54
Extended Fund	$ 3,083,068,752	$ 3,326,034	1.27%	736
OC Extended Fund B (Sold Serpentine)	$ -	$ (7,622,716)	-	-
September 2010				
County Pool - Money Market Fund	$ 1,271,251,788	$ 299,296	0.27%	57
Educational Pool - Money Market Fund	$ 1,392,597,482	$ 388,992	0.33%	60
Extended Fund	$ 3,072,503,395	$ 4,110,010	1.61%	795
OC Extended Fund B	$ 34,698,134	$ -	N/A	248
August 2010				
County Pool - Money Market Fund	$ 1,416,333,828	$ 505,251	0.44%	54
Educational Pool - Money Market Fund	$ 1,432,155,046	$ 475,517	0.41%	53
Extended Fund	$ 3,065,956,379	$ 3,341,027	1.27%	710
OC Extended Fund B	$ 34,698,134	$ -	N/A	278
July 2010				
County Pool - Money Market Fund	$ 1,315,009,875	$ 552,598	0.42%	54
Educational Pool - Money Market Fund	$ 1,392,481,613	$ 459,872	0.42%	52
Extended Fund	$ 3,060,507,013	$ 3,191,055	1.23%	511
OC Extended Fund B	$ 33,248,593	$ -	N/A	309
June 2010				
County Pool - Money Market Fund	$ 1,706,187,007	$ 497,327	0.34%	58
Educational Pool - Money Market Fund	$ 1,349,698,395	$ 450,241	0.39%	55
Extended Fund	$ 2,799,555,894	$ 3,590,484	1.55%	557
OC Extended Fund B	$ 33,560,112	$ -	N/A	340
May 2010				
County Pool - Money Market Fund	$ 2,041,335,609	$ 593,058	0.32%	55
Educational Pool - Money Market Fund	$ 1,593,064,172	$ 511,916	0.35%	57
Extended Fund	$ 2,759,762,530	$ 6,645,732	2.85%	584
OC Extended Fund B	$ 34,559,137	$ -	N/A	5
April 2010				
County Pool - Money Market Fund	$ 2,259,602,732	$ 592,006	0.24%	57
Educational Pool - Money Market Fund	$ 1,835,314,711	$ 348,913	0.31%	57
Extended Fund	$ 2,734,552,743	$ 4,265,867	1.88%	622
OC Extended Fund B	$ 35,324,110	$ -	N/A	36
Fiscal Year July 1, 2010 - March 31, 2011	**Average Market Value Balance**	**Interest Income: YTD**	**YTD Yield**	**YTD Average**
Orange County Investment Pool	$ 3,301,665,730	$ 15,446,183	0.63%	380
Orange County Educational Investment Pool	$ 2,962,776,833	$ 12,780,622	0.60%	341

ORANGE COUNTY TREASURER-TAX COLLECTOR
CASH AVAILABILITY PROJECTION
FOR THE SIX MONTHS ENDING September 30, 2011

Government Code Section 53646 (b) (3), effective on January 1, 1996, requires the Treasurer-Tax Collector to include a statement in the investment report, denoting the ability of the Orange County Investment Pool (OCIP) and the Orange County Educational Investment Pool (OCEIP) to meet their expenditure requirements for the next six months.

The OCIP and OCEIP consist of funds in the treasury deposited by various entities required to do so by statute, as well as those entities voluntarily depositing monies in accordance with Government Code Section 53684.

The Treasurer-Tax Collector is required to disburse monies placed in the treasury as directed by the Auditor-Controller and the Department of Education, except for the making of legal investments, to the extent funds are transferred to one or more clearing funds in accordance with Government Code Section 29808.

The Treasurer-Tax Collector, in his projection of cash availability to disburse funds as directed by the Auditor-Controller and the Department of Education, is relying exclusively on historical activity involving deposits and disbursements and future cash flow projections. No representation is made as to an individual depositor's ability to meet their anticipated expenditures with anticipated revenues.

The Cash Availability Projection for the six months ending September 30, 2011, indicates the ability of the pools to meet projected cash flow requirements. However, there will usually be differences between projected and actual results because events and circumstances frequently do not occur as expected and those differences may be material.

ORANGE COUNTY INVESTMENT POOL

Month	Investment Maturities	Projected Deposits	Projected Disbursements	Cumulative Available Cash
March 2011 - Ending Cash				$ 13,868,459
April	$ 926,877,674	$ 1,717,348,773	$ 1,601,797,071	1,056,297,835
May	540,162,020	301,251,510	717,829,646	1,179,881,719
June	99,330,302	293,678,814	361,598,026	1,211,292,809
July	219,407,471	514,197,806	611,302,331	1,333,595,755
August	49,710,880	473,978,274	427,736,341	1,429,548,568
September	166,251,189	288,841,401	485,756,359	1,398,884,798

ORANGE COUNTY EDUCATIONAL INVESTMENT POOL

Month	Investment Maturities	Projected Deposits	Projected Disbursements	Cumulative Available Cash
March 2011 - Ending Cash				$ 4,794,091
April	$ 578,653,029	$ 1,043,021,657	$ 499,863,777	1,126,605,001
May	239,544,270	222,906,437	552,326,536	1,036,729,172
June	19,647,426	224,381,963	531,743,210	749,015,352
July	97,997,300	398,614,258	395,115,797	850,511,113
August	50,996,826	404,075,709	438,721,220	866,862,429
September	113,249,506	515,023,958	457,614,688	1,037,521,204

ORANGE COUNTY TREASURER-TAX COLLECTOR
STATEMENT OF ACCOUNTABILITY
FOR THE MONTH AND QUARTER ENDED: MARCH 31, 2011

	Month	Quarter
Treasurer's Accountability at the Beginning of the Period:	**$6,433,626,338.33**	**$7,241,573,321.43**
Cash Receipts:		
County	**858,185,547.87**	**1,715,969,359.01**
Schools	**395,715,092.11**	**1,042,396,282.58**
Total Cash Receipts	**1,253,900,639.98**	**2,758,365,641.59**
Cash Disbursements:		
County	**552,957,716.28**	**1,621,730,405.16**
Schools	**560,957,806.54**	**1,803,600,729.61**
Checks returned-non sufficient funds	**588,419.35**	**1,504,626.66**
Total Cash Disbursements	**1,114,503,942.17**	**3,426,835,761.43**
Net Change in Book Value of Pooled Assets	**139,396,697.81**	**(668,470,119.84)**
Net decrease in Specific Investments	**(1,729,093.67)**	**(1,809,259.12)**
Treasurer's Accountability at the End of the Period:	**$6,571,293,942.47**	**$6,571,293,942.47**

Assets in the Treasury at March 31, 2011

O.C. Investment Pool	**$3,599,692,851.48**
Specific investments	**65,090,462.59**
Cash in banks(including Schools)	**18,552,257.19**
Cash in vault	**110,293.24**
O.C. Educational Investment Pool	**2,887,848,077.97**
	$6,571,293,942.47

ORANGE COUNTY TREASURER-TAX COLLECTOR

Run Date: 05-Apr-2011 04:01 pm
Print Date: 05-Apr-2011
As at date: 05-Apr-2011

Investment Inventory with Market Value by Entity & Instrument
Extended Fund, County and Educational Money Market Funds

User: LL

As of 31-Mar-2011

Deal No.	Deal Date	Settle Date	Maturity Date	CUSIP	Face Value	Coupon	Purchase Yield	Capital	Capital Accrual	Interest Accrual	Book Value	Market Value *	Unrealized Gain/(Loss)
Issuer / Broker													
UNITED STATES DOLLAR													
County Money Mkt Fnd													
FUNDS													
BLACKROCK TEMPFUND-COUNTY MMF													
			04/04/2011		2,605,832.92		0.1500	2,605,832.92	0.00	0.00	2,605,832.92	2,605,832.92	0.00
GOLDMAN SACHS - COUNTY MMF													
			04/04/2011		3,922,688.32		0.0400	3,922,688.32	0.00	0.00	3,922,688.32	3,922,688.32	0.00
Subtotal for FUNDS:					**6,528,521.24**		**0.0839**	**6,528,521.24**	**0.00**	**0.00**	**6,528,521.24**	**6,528,521.24**	**0.00**
CERTIFICATES OF DEPOSIT													
YANKEE CD													
TORONTO DOMINION BANK NY / JP MORGAN CHASE & CO													
513631	03/28/11	03/28/2011	04/27/2011	89112YXW8	25,000,000.00	0.1900	0.1800	25,000,208.25	(27.77)	527.78	25,000,180.48	25,000,175.00	(5.48)
TORONTO DOMINION BANK NY / TDSI													
513905	03/29/11	03/29/2011	04/27/2011	89112YYF4	25,000,000.00	0.2000	0.2000	25,000,000.00	0.00	416.67	25,000,000.00	25,000,000.00	0.00
BNP PARIBAS FINANCE / BNP PARIBAS													
513912	03/29/11	03/29/2011	04/27/2011	05572NCC8	20,000,000.00	0.1900	0.1900	20,000,000.00	0.00	316.67	20,000,000.00	20,000,000.00	0.00
ROYAL BANK OF CANADA / RBC													
514251	03/30/11	03/30/2011	04/27/2011	78009J4D4	50,000,000.00	0.1400	0.1400	50,000,000.00	0.00	388.89	50,000,000.00	50,000,000.00	0.00
RABOBANK NEDERLAND NV NY / RBC													
506855	02/18/11	02/18/2011	05/03/2011	74977MSQ9	15,000,000.00	0.2700	0.2700	15,000,000.00	0.00	4,725.00	15,000,000.00	15,000,000.00	0.00
TORONTO DOMINION BANK NY / TDSI													
461672	06/21/10	06/21/2010	06/23/2011	89112YEZ2	10,000,000.00	0.8400	0.8400	10,000,000.00	0.00	66,266.66	10,000,000.00	9,999,880.00	(120.00)
RABOBANK NEDERLAND NV NY / UBS FINANCIAL SERVICES													
476984	09/10/10	09/10/2010	09/12/2011	74977MMC6	20,000,000.00	0.4850	0.4850	20,000,000.00	0.00	54,697.22	20,000,000.00	19,999,880.00	(120.00)
RABOBANK NEDERLAND NV NY / JEFFERIES & COMPANY													
492242	12/02/10	12/02/2010	12/02/2011	74977MQA6	15,000,000.00	0.5700	0.5700	15,000,000.00	0.00	28,500.00	15,000,000.00	14,999,895.00	(105.00)
Subtotal for YANKEE CD:					**180,000,000.00**	**0.2847**	**0.2833**	**180,000,208.25**	**(27.77)**	**155,838.89**	**180,000,180.48**	**179,999,830.00**	**(350.48)**
YANKEE CD FLOATER													
BNP PARIBAS FINANCE / BNP PARIBAS													
502630	01/26/11	01/26/2011	07/26/2011	05566Q7E1	35,000,000.00	0.4683	0.4683	35,000,000.00	0.00	1,820.97	35,000,000.00	35,002,450.00	2,450.00
BNP PARIBAS NY BRANCH / BNP PARIBAS													
483288	10/14/10	10/14/2010	10/14/2011	05566Q4T1	25,000,000.00	0.4431	0.4431	25,000,000.00	0.00	23,695.15	25,000,000.00	24,997,932.50	(2,067.50)
TORONTO DOMINION BANK NY / TDSI													
485947	10/28/10	10/28/2010	10/28/2011	89112YME0	10,000,000.00	0.3182	0.3182	10,000,000.00	0.00	353.61	10,000,000.00	10,002,720.00	2,720.00
RABOBANK NEDERLAND NV NY / UBS FINANCIAL SERVICES													
488808	11/12/10	11/12/2010	11/10/2011	74977MPR0	15,000,000.00	0.3280	0.3280	15,000,000.00	0.00	3,006.66	15,000,000.00	14,996,880.00	(3,120.00)
TORONTO DOMINION BANK NY / TDSI													
499706	01/12/11	01/12/2011	01/12/2012	89112YSH7	10,000,000.00	0.3355	0.3355	10,000,000.00	0.00	1,677.50	10,000,000.00	10,000,560.00	560.00
ROYAL BANK OF CANADA / MORGAN STANLEY													
513643	03/28/11	03/28/2011	01/27/2012	78009JZB4	8,000,000.00	0.3483	0.2990	8,003,360.00	(44.07)	309.56	8,003,315.93	8,007,096.00	3,780.07

Deal No.	Deal Date	Settle Date	Maturity Date	CUSIP	Face Value	Coupon	Purchase Yield	Capital	Capital Accrual	Interest Accrual	Book Value	Market Value *	Unrealized Gain/(Loss)
Issuer / Broker													
UNITED STATES DOLLAR													
County Money Mkt Fnd													
CERTIFICATES OF DEPOSIT													
YANKEE CD FLOATER													
ROYAL BANK OF CANADA / RBC													
505809	02/14/11	02/14/2011	02/14/2012	78009J2V6	15,000,000.00	0.3055	0.3055	15,000,000.00	0.00	2,291.25	15,000,000.00	15,000,000.00	0.00
Subtotal for YANKEE CD FLOATER:					**118,000,000.00**	**0.3923**	**0.3890**	**118,003,360.00**	**(44.07)**	**33,154.70**	**118,003,315.93**	**118,007,638.50**	**4,322.57**
Subtotal for CERTIFICATES OF DEPOSIT:					**298,000,000.00**	**0.3273**	**0.3252**	**298,003,568.25**	**(71.84)**	**188,993.59**	**298,003,496.41**	**298,007,468.50**	**3,972.09**
COMMERCIAL PAPER HOLDINGS													
COMMERCIAL PAPER													
CHEVRON CORP / CHEVRON													
514246	03/30/11	03/30/2011	04/15/2011	1667T1RF0	30,000,000.00		0.0800	29,998,933.33	0.00	133.33	29,999,066.66	29,998,140.00	(926.66)
WAL-MART STORES INC / CRED SUIS SECURITIES													
511527	03/16/11	03/16/2011	04/25/2011	93114FRR7	50,000,000.00		0.1500	49,991,666.67	0.00	3,333.33	49,995,000.00	49,993,650.00	(1,350.00)
WAL-MART STORES INC / CRED SUIS SECURITIES													
511528	03/16/11	03/16/2011	04/25/2011	93114FRR7	10,000,000.00		0.1500	9,998,333.33	0.00	666.67	9,999,000.00	9,998,730.00	(270.00)
CHEVRON CORP / CHEVRON													
513122	03/25/11	03/25/2011	04/25/2011	1667T1RR4	50,000,000.00		0.1050	49,995,479.17	0.00	1,020.83	49,996,500.00	49,993,650.00	(2,850.00)
NESTLE CAPITAL CORP / BANK OF AMERICA													
512908	03/24/11	03/24/2011	04/27/2011	64105HRT1	20,000,000.00		0.1300	19,997,544.44	0.00	577.78	19,998,122.22	19,997,260.00	(862.22)
WAL-MART STORES INC / CRED SUIS SECURITIES													
513623	03/28/11	03/28/2011	04/27/2011	93114FRT3	15,000,000.00		0.1500	14,998,125.00	0.00	250.00	14,998,375.00	14,997,945.00	(430.00)
NESTLE CAPITAL CORP / CRED SUIS SECURITIES													
507901	02/25/11	02/25/2011	05/16/2011	64105HSG8	45,000,000.00		0.1800	44,982,000.00	0.00	7,875.00	44,989,875.00	44,987,625.00	(2,250.00)
Subtotal for COMMERCIAL PAPER:					**220,000,000.00**	**0.0000**	**0.1345**	**219,962,081.94**	**0.00**	**13,856.94**	**219,975,938.88**	**219,967,000.00**	**(8,938.88)**
Subtotal for COMMERCIAL PAPER HOLDINGS:					**220,000,000.00**		**0.1345**	**219,962,081.94**	**0.00**	**13,856.94**	**219,975,938.88**	**219,967,000.00**	**(8,938.88)**
GOVERNMENT AGENCY													
DISCOUNT NOTES													
FHLB DISC CORP / BANK OF AMERICA													
511866	03/18/11	03/18/2011	04/25/2011	313384EU9	5,650,000.00		0.0850	5,649,493.07	0.00	186.76	5,649,679.83	5,649,604.50	(75.33)
FREDDIE DISCOUNT / BNP PARIBAS													
514307	03/31/11	03/31/2011	04/25/2011	313396EU3	25,000,000.00		0.0600	24,998,958.33	0.00	41.67	24,999,000.00	24,998,250.00	(750.00)
FNMA DISCOUNT / RBC													
509899	03/09/11	03/09/2011	04/26/2011	313588EV3	9,600,000.00		0.1100	9,598,592.00	0.00	674.67	9,599,266.67	9,599,299.20	32.53
FNMA DISCOUNT / GOLDMAN SACHS GROUP INC													
509049	03/03/11	03/03/2011	04/27/2011	313588EW1	5,000,000.00		0.1250	4,999,045.14	0.00	503.47	4,999,548.61	4,999,620.00	71.39
FREDDIE DISCOUNT / JP MORGAN CHASE & CO													
509384	03/04/11	03/04/2011	04/27/2011	313396EW9	36,800,000.00		0.1250	36,793,100.00	0.00	3,577.78	36,796,677.78	36,797,203.20	525.42
FREDDIE DISCOUNT / JP MORGAN CHASE & CO													

Deal No.	Deal Date	Settle Date	Maturity Date	CUSIP	Face Value	Coupon	Purchase Yield	Capital	Capital Accrual	Interest Accrual	Book Value	Market Value *	Unrealized Gain/(Loss)
Issuer / Broker													
UNITED STATES DOLLAR													
County Money Mkt Fnd													
GOVERNMENT AGENCY													
DISCOUNT NOTES													
512839	03/23/11	03/23/2011	04/27/2011	313396EW9	35,700,000.00		0.0850	35,697,049.79	0.00	758.63	35,697,808.42	35,697,286.80	(521.62)
FHLB DISC CORP / BNP PARIBAS													
512840	03/23/11	03/23/2011	04/27/2011	313384EW5	50,000,000.00		0.0900	49,995,625.00	0.00	1,125.00	49,996,750.00	49,996,200.00	(550.00)
FHLB DISC CORP / BNP PARIBAS													
512841	03/23/11	03/23/2011	04/27/2011	313384EW5	50,000,000.00		0.0900	49,995,625.00	0.00	1,125.00	49,996,750.00	49,996,200.00	(550.00)
FHLB DISC CORP / BNP PARIBAS													
514247	03/30/11	03/30/2011	04/27/2011	313384EW5	30,000,000.00		0.0700	29,998,366.67	0.00	116.67	29,998,483.34	29,997,720.00	(763.34)
FNMA DISCOUNT / DEUTSCHE													
513121	03/25/11	03/25/2011	05/02/2011	313588FB6	18,000,000.00		0.0860	17,998,366.00	0.00	301.00	17,998,667.00	17,998,380.00	(287.00)
FNMA DISCOUNT / BARCLAYS CAPITAL													
511010	03/15/11	03/15/2011	05/05/2011	313588FE0	25,000,000.00		0.0900	24,996,812.50	0.00	1,062.50	24,997,875.00	24,997,525.00	(350.00)
FNMA DISCOUNT / JEFFERIES & COMPANY													
512847	03/23/11	03/23/2011	05/10/2011	313588FK6	50,000,000.00		0.0800	49,994,666.67	0.00	1,000.00	49,995,666.67	49,994,300.00	(1,366.67)
FNMA DISCOUNT / JEFFERIES & COMPANY													
512844	03/23/11	03/23/2011	05/12/2011	313588FM2	50,000,000.00		0.0800	49,994,444.44	0.00	1,000.00	49,995,444.44	49,994,000.00	(1,444.44)
FHLB DISC CORP / CRED SUIS SECURITIES													
513125	03/25/11	03/25/2011	05/23/2011	313384FY0	50,000,000.00		0.0950	49,992,215.28	0.00	923.61	49,993,138.89	49,992,400.00	(738.89)
FNMA DISCOUNT / OPPENHEIMER & CO., INC													
510701	03/11/11	03/11/2011	07/06/2011	313588HU2	18,000,000.00		0.1500	17,991,225.00	0.00	1,575.00	17,992,800.00	17,994,780.00	1,980.00
Subtotal for DISCOUNT NOTES:					**458,750,000.00**	**0.0000**	**0.0908**	**458,693,584.89**	**0.00**	**13,971.76**	**458,707,556.65**	**458,702,768.70**	**(4,787.95)**
GOVT AGENCY-FIX-30/360													
FED HM LN BK BD / JP MORGAN CHASE & CO													
512524	03/22/11	03/22/2011	04/18/2011	3133XVDM0	9,000,000.00	0.7000	0.1000	9,003,872.70	(1,340.55)	1,575.00	9,002,532.15	9,002,043.00	(489.15)
FED HM LN BK BD / JEFFERIES & COMPANY													
510718	03/11/11	03/11/2011	04/20/2011	313371GH3	8,500,000.00	0.2000	0.1300	8,500,612.85	(314.28)	944.45	8,500,298.57	8,500,323.00	24.43
FED HM LN BK BD / CRED SUIS SECURITIES													
510435	03/10/11	03/10/2011	04/25/2011	313370B98	50,000,000.00	0.3500	0.1106	50,014,800.00	(6,906.67)	10,208.33	50,007,893.33	50,006,800.00	(1,093.33)
FED HM LN BK BD / CRED SUIS SECURITIES													
510721	03/11/11	03/11/2011	04/25/2011	313370B98	50,000,000.00	0.3500	0.1100	50,014,500.00	(6,590.91)	9,722.22	50,007,909.09	50,006,800.00	(1,109.09)
FED HM LN BK BD / CRED SUIS SECURITIES													
510722	03/11/11	03/11/2011	04/25/2011	313370B98	50,000,000.00	0.3500	0.1100	50,014,500.00	(6,590.91)	9,722.22	50,007,909.09	50,006,800.00	(1,109.09)
FED HM LN BK BD / CRED SUIS SECURITIES													
510724	03/11/11	03/11/2011	04/25/2011	313370B98	11,000,000.00	0.3500	0.1100	11,003,190.00	(1,450.00)	2,138.89	11,001,740.00	11,001,496.00	(244.00)
FED HM LN BK BD / JEFFERIES & COMPANY													
510429	03/10/11	03/10/2011	04/29/2011	313371L46	12,000,000.00	0.2000	0.1300	12,001,098.24	(470.67)	1,400.00	12,000,627.57	12,000,708.00	80.43
FANNIE MAE / CASTLE OAK SECURITIES													
513120	03/25/11	03/25/2011	05/19/2011	31398ARH7	20,000,000.00	3.3750	0.1104	20,097,820.00	(10,868.89)	11,250.00	20,086,951.11	20,690,100.00	603,148.89

Deal No.	Deal Date	Settle Date	Maturity Date	CUSIP	Face Value	Coupon	Purchase Yield	Capital	Capital Accrual	Interest Accrual	Book Value	Market Value *	Unrealized Gain/(Loss)
Issuer / Broker													
UNITED STATES DOLLAR													
County Money Mkt Fnd													
GOVERNMENT AGENCY													
GOVT AGENCY-FIX-30/360													
FED HM LN BK BD / BANK OF AMERICA													
470912	08/06/10	08/06/2010	05/20/2011	3133XQQQ8	10,000,000.00	2.6250	0.3334	10,180,370.00	(149,249.82)	95,520.83	10,031,120.18	10,257,170.00	226,049.82
FANNIE MAE / JP MORGAN CHASE & CO													
476364	09/07/10	09/07/2010	08/15/2011	31398ATL6	5,000,000.00	3.6250	0.3135	5,155,100.00	(93,610.65)	23,159.72	5,061,489.35	5,224,510.00	163,020.65
Subtotal for GOVT AGENCY-FIX-30/360:					**225,500,000.00**	**0.7921**	**0.1260**	**225,985,863.79**	**(277,393.35)**	**165,641.66**	**225,708,470.44**	**226,696,750.00**	**988,279.56**
GOVT AGENCY-FLOAT-ACT/360													
FED FARM CR BK / RBC													
441608	03/04/10	03/04/2010	04/04/2011	31331JGB3	25,000,000.00	0.2400	0.2400	25,000,000.00	0.00	14,500.00	25,000,000.00	25,000,000.00	0.00
FED FARM CR BK / DEUTSCHE													
441609	03/04/10	03/04/2010	04/04/2011	31331JGB3	25,000,000.00	0.2400	0.2400	25,000,000.00	0.00	14,500.00	25,000,000.00	25,000,000.00	0.00
FREDDIE MAC / JEFFERIES & COMPANY													
480942	09/30/10	09/30/2010	04/07/2011	3128X8VE9	30,100,000.00	0.3531	0.2313	30,119,053.30	(18,448.43)	24,801.49	30,100,604.87	30,103,311.00	2,706.13
FREDDIE MAC / CASTLE OAK SECURITIES													
480941	09/30/10	09/30/2010	05/04/2011	3128X8B92	20,000,000.00	0.2205	0.2206	19,999,980.00	16.94	6,860.00	19,999,996.94	19,998,480.00	(1,516.94)
FREDDIE MAC / JP MORGAN CHASE & CO													
507420	02/24/11	02/24/2011	05/04/2011	3128X8B92	50,000,000.00	0.2205	0.1600	50,005,794.50	(3,023.22)	11,025.00	50,002,771.28	49,996,200.00	(6,571.28)
FED FARM CR BK / BARCLAY CAPITAL													
509844	03/08/11	03/08/2011	05/12/2011	31331GVX4	15,000,000.00	0.7500	0.1997	15,014,895.00	(5,499.69)	7,500.00	15,009,395.31	15,014,850.00	5,454.69
FANNIE MAE / JP MORGAN CHASE & CO													
468365	07/26/10	07/26/2010	05/13/2011	31398AXH0	15,000,000.00	0.1920	0.1349	15,006,855.00	(5,865.62)	3,760.00	15,000,989.38	15,001,200.00	210.62
FANNIE MAE / BARCLAY CAPITAL													
512327	03/21/11	03/21/2011	05/13/2011	31398AXH0	30,000,000.00	0.1920	0.1397	30,002,310.00	(479.43)	1,760.00	30,001,830.57	30,002,400.00	569.43
FED FARM CR BK / JEFFERIES & COMPANY													
514319	03/31/11	03/31/2011	07/20/2011	31331GA82	25,000,000.00	0.2131	0.1712	25,003,200.00	(28.83)	148.01	25,003,171.17	25,003,250.00	78.83
FANNIE MAE / CASTLE OAK SECURITIES													
505578	02/11/11	02/11/2011	07/27/2011	31398AE73	25,000,000.00	0.1482	0.1734	24,997,100.00	856.02	514.76	24,997,956.02	24,998,000.00	43.98
FED FARM CR BK / JEFFERIES & COMPANY													
468828	07/28/10	07/28/2010	07/28/2011	31331JWP4	25,000,000.00	0.3100	0.3303	24,994,927.50	3,432.62	13,562.50	24,998,360.12	25,011,500.00	13,139.88
FREDDIE MAC / CASTLE OAK SECURITIES													
510971	03/14/11	03/14/2011	08/05/2011	3128X8E24	3,400,000.00	0.2405	0.1977	3,400,573.58	(71.70)	408.85	3,400,501.88	3,400,952.00	450.12
FANNIE MAE / OPPENHEIMER & CO., INC													
509055	03/03/11	03/03/2011	08/11/2011	31398AG22	15,945,000.00	0.1680	0.1825	15,943,988.35	182.22	1,562.61	15,944,170.57	15,944,521.65	351.08
FED HM LN BK BD / JP MORGAN CHASE & CO													
507366	02/23/11	02/23/2011	09/15/2011	3133XXMM6	21,000,000.00	0.2050	0.2104	20,999,370.00	114.26	2,032.91	20,999,484.26	21,000,084.00	599.74
FREDDIE MAC / JEFFERIES & COMPANY													
494440	12/15/10	12/15/2010	09/19/2011	3128X9Z86	20,000,000.00	0.2135	0.2235	19,998,476.00	586.58	1,541.94	19,999,062.58	19,998,080.00	(982.58)
FED HM LN BK BD / UBS FINANCIAL SERVICES													

Deal No.	Deal Date	Settle Date	Maturity Date	CUSIP	Face Value	Coupon	Purchase Yield	Capital	Capital Accrual	Interest Accrual	Book Value	Market Value *	Unrealized Gain/(Loss)
Issuer / Broker													
UNITED STATES DOLLAR													
County Money Mkt Fnd													
GOVERNMENT AGENCY													
GOVT AGENCY-FLOAT-ACT/360													
487979	11/09/10	11/09/2010	09/23/2011	3133XXH83	15,000,000.00	0.2495	0.2594	14,998,710.00	580.09	727.71	14,999,290.09	15,001,830.00	2,539.91
FREDDIE MAC / CASTLE OAK SECURITIES													
511875	03/18/11	03/18/2011	09/26/2011	3128X93D0	6,000,000.00	0.2182	0.1880	6,000,948.00	(69.13)	218.25	6,000,878.87	6,001,200.00	321.13
FED HM LN BK BD / JP MORGAN CHASE & CO													
507416	02/24/11	02/24/2011	10/06/2011	3133XXWU7	16,400,000.00	0.2430	0.2370	16,400,606.80	(97.52)	3,985.20	16,400,509.28	16,400,656.00	146.72
FREDDIE MAC / CASTLE OAK SECURITIES													
505276	02/10/11	02/10/2011	12/14/2011	3134G1HC1	25,000,000.00	0.2155	0.2155	25,000,000.00	0.00	2,693.75	25,000,000.00	25,002,000.00	2,000.00
FED FARM CR BK / JEFFERIES & COMPANY													
506633	02/17/11	02/17/2011	03/19/2012	31331JGL1	15,000,000.00	0.2335	0.2081	15,004,155.00	(451.17)	1,264.79	15,003,703.83	15,004,200.00	496.17
FREDDIE MAC / OPPENHEIMER & CO., INC													
512525	03/22/11	03/22/2011	04/03/2012	3134G1QD9	5,000,000.00	0.2310	0.2051	5,001,338.90	(35.42)	320.83	5,001,303.48	5,001,350.00	46.52
Subtotal for GOVT AGENCY-FLOAT-ACT/360:					**427,845,000.00**	**0.2475**	**0.2065**	**427,892,281.93**	**(28,301.43)**	**113,688.60**	**427,863,980.50**	**427,884,064.65**	**20,084.15**
GOVT AGENCY-FLOAT-ACT/ACT													
FED FARM CR BK / CASTLE OAK SECURITIES													
473798	08/23/10	08/23/2010	09/16/2011	31331JHG1	10,000,000.00	0.2120	0.2225	10,000,000.00	0.00	965.22	10,000,000.00	9,999,621.00	(379.00)
Subtotal for GOVT AGENCY-FLOAT-ACT/ACT:					**10,000,000.00**	**0.2120**	**0.2225**	**10,000,000.00**	**0.00**	**965.22**	**10,000,000.00**	**9,999,621.00**	**(379.00)**
GOV'T AGY - CALLABLE													
FED HM LN BK BD / RBC													
492257	12/02/10	12/02/2010	10/27/2011	313371CC8	5,000,000.00	0.3200	0.3811	4,997,250.00	2,256.90	5,288.89	4,999,506.90	5,000,650.00	1,143.10
FED HM LN BK BD / BNP PARIBAS													
509050	03/03/11	03/03/2011	03/16/2012	313372R63	15,000,000.00	0.4700	0.4700	15,000,000.00	0.00	5,483.33	15,000,000.00	14,999,700.00	(300.00)
Subtotal for GOV'T AGY - CALLABLE:					**20,000,000.00**	**0.4325**	**0.4478**	**19,997,250.00**	**2,256.90**	**10,772.22**	**19,999,506.90**	**20,000,350.00**	**843.10**
Subtotal for GOVERNMENT AGENCY:					**1,142,095,000.00**	**0.2585**	**0.1485**	**1,142,568,980.61**	**(303,437.88)**	**305,039.46**	**1,142,279,514.49**	**1,143,283,554.35**	**1,004,039.86**
MEDIUM TERM NOTES													
MED TERM NOTE FLOAT FDIC													
JP MORGAN CHASE & CO / JEFFERIES & COMPANY													
495856	12/22/10	12/22/2010	05/16/2011	46625HGH7	4,000,000.00	0.4240	0.3112	4,001,828.00	(1,260.69)	2,072.89	4,000,567.31	4,001,240.00	672.69
WELLS FARGO BANK / CASTLE OAK SECURITIES													
505815	02/14/11	02/14/2011	12/09/2011	949744AB2	25,000,000.00	1.1595	0.2289	25,190,125.00	(29,348.15)	18,519.79	25,160,776.85	25,165,250.00	4,473.15
Subtotal for MED TERM NOTE FLOAT FDIC:					**29,000,000.00**	**1.0581**	**0.2403**	**29,191,953.00**	**(30,608.84)**	**20,592.68**	**29,161,344.16**	**29,166,490.00**	**5,145.84**
MEDIUM TERM NOTE													
WELLS FARGO BANK / RBC													
499420	01/11/11	01/11/2011	08/26/2011	949746NJ6	5,000,000.00	5.3000	0.4953	5,149,700.00	(53,226.67)	25,763.89	5,096,473.33	5,126,800.00	30,326.67
GENERAL ELEC CAP CORP / OPPENHEIMER & CO., INC													

Deal No.	Deal Date	Settle Date	Maturity Date	CUSIP	Face Value	Coupon	Purchase Yield	Capital	Capital Accrual	Interest Accrual	Book Value	Market Value *	Unrealized Gain/(Loss)
Issuer / Broker													
UNITED STATES DOLLAR													
County Money Mkt Fnd													
MEDIUM TERM NOTES													
MEDIUM TERM NOTE													
486362	10/29/10	10/29/2010	11/15/2011	36962GT38	3,000,000.00	5.0000	0.6093	3,136,920.00	(55,350.64)	56,666.67	3,081,569.36	3,101,580.00	20,010.64
BERKSHIRE HATHAWAY INC / CRED SUIS SECURITIES													
508608	03/02/11	03/02/2011	02/10/2012	084670AZ1	10,000,000.00	1.4000	0.3980	10,093,800.00	(8,047.93)	11,277.78	10,085,752.07	10,095,400.00	9,647.93
GENERAL ELEC CAP CORP / UBS FINANCIAL SERVICES													
500507	01/18/11	01/18/2011	02/15/2012	36962GXS8	5,000,000.00	5.8750	0.7089	5,276,100.00	(52,080.88)	37,534.72	5,224,019.12	5,233,550.00	9,530.88
Subtotal for MEDIUM TERM NOTE:					**23,000,000.00**	**3.6902**	**0.5143**	**23,656,520.00**	**(168,706.12)**	**131,243.06**	**23,487,813.88**	**23,557,330.00**	**69,516.12**
MEDIUM TERM NOTE FLOATER													
GENERAL ELEC CAP CORP / CRED SUIS SECURITIES													
481503	10/04/10	10/04/2010	04/28/2011	36962GW42	20,000,000.00	0.3944	0.3062	20,009,980.00	(8,671.94)	13,803.30	20,001,308.06	20,003,000.00	1,691.94
BANK OF AMERICA CORP / JEFFERIES & COMPANY													
472704	08/17/10	08/17/2010	08/15/2011	060505CM4	10,000,000.00	0.4130	0.6162	9,979,867.00	12,590.06	5,162.50	9,992,457.06	9,890,300.00	(102,157.06)
GENERAL ELEC CAP CORP / JEFFERIES & COMPANY													
475638	09/01/10	09/01/2010	09/28/2011	36962G3J1	5,563,000.00	0.6585	0.3911	5,578,971.37	(8,637.58)	407.03	5,570,333.79	5,561,609.25	(8,724.54)
WELLS FARGO BANK / JEFFERIES & COMPANY													
495857	12/22/10	12/22/2010	10/17/2011	929903CG5	400,000.00	0.4331	0.3180	400,376.00	(125.75)	351.31	400,250.25	400,340.00	89.75
TOYOTA MOTOR CREDIT / RBC													
494099	12/13/10	12/13/2010	12/14/2011	89233P4Q6	15,000,000.00	0.3500	0.3800	15,000,000.00	0.00	2,550.00	15,000,000.00	14,998,930.50	(1,069.50)
JP MORGAN CHASE & CO / JEFFERIES & COMPANY													
501979	01/25/11	01/25/2011	02/01/2012	073902PQ5	9,995,000.00	0.4944	0.3926	10,005,374.81	(1,840.69)	8,098.29	10,003,534.12	10,011,091.95	7,557.83
Subtotal for MEDIUM TERM NOTE FLOATER:					**60,958,000.00**	**0.4273**	**0.3972**	**60,974,569.18**	**(6,685.90)**	**30,372.43**	**60,967,883.28**	**60,865,271.70**	**(102,611.58)**
MEDIUM TERM NOTE-CALLABLE													
GENERAL ELEC CAP CORP / RBC													
502281	01/26/11	01/26/2011	08/22/2011	36962GX82	5,000,000.00	5.7200	1.2607	5,126,780.00	(46,822.16)	51,638.89	5,079,957.84	5,069,750.00	(10,207.84)
Subtotal for MEDIUM TERM NOTE-CALLABLE:					**5,000,000.00**	**5.7200**	**1.2607**	**5,126,780.00**	**(46,822.16)**	**51,638.89**	**5,079,957.84**	**5,069,750.00**	**(10,207.84)**
Subtotal for MEDIUM TERM NOTES:					**117,958,000.00**	**1.4429**	**0.4181**	**118,949,822.18**	**(252,823.02)**	**233,847.06**	**118,696,999.16**	**118,658,841.70**	**(38,157.46)**
MUNICIPAL DEBT													
MUNI BOND VAR-TRIBOROUGH													
TRIBOROUGH BRDG & TUNL AUTH / JP MORGAN CHASE & CO													
438479	02/17/10	03/30/2011	04/06/2011	89602NJY1	12,500,000.00	0.3200	0.3200	12,500,000.00	0.00	9,020.56	12,500,000.00	12,500,000.00	0.00
Subtotal for MUNI BOND VAR-TRIBOROUGH:					**12,500,000.00**	**0.3200**	**0.3200**	**12,500,000.00**	**0.00**	**9,020.56**	**12,500,000.00**	**12,500,000.00**	**0.00**
ORANGE COUNTY POB 2011A													
COUNTY OF ORANGE / COUNTY OF ORANGE													
511017	03/15/11	03/24/2011	04/07/2011	68428LCP7	63,528,892.50	1.8200	1.8200	63,528,892.50	0.00	25,693.91	63,528,892.50	63,528,892.50	0.00
Subtotal for ORANGE COUNTY POB 2011A:					**63,528,892.50**	**1.8200**	**1.8200**	**63,528,892.50**	**0.00**	**25,693.91**	**63,528,892.50**	**63,528,892.50**	**0.00**

Deal No.	Deal Date	Settle Date	Maturity Date	CUSIP	Face Value	Coupon	Purchase Yield	Capital	Capital Accrual	Interest Accrual	Book Value	Market Value *	Unrealized Gain/(Loss)
Issuer / Broker													
UNITED STATES DOLLAR													
County Money Mkt Fnd													
Subtotal for MUNICIPAL DEBT:					**76,028,892.50**	**1.5734**	**1.5734**	**76,028,892.50**	**0.00**	**34,714.47**	**76,028,892.50**	**76,028,892.50**	**0.00**
REPURCHASE AGREEMENTS													
WELLS FARGO REPOS													
WELLS FARGO REPO /													
514570	03/31/11	03/31/2011	04/01/2011	REPOSWEEP	10,576,812.37	0.1500	0.1500	10,576,812.37	0.00	0.00	10,576,812.37	10,576,812.37	0.00
Subtotal for WELLS FARGO REPOS:					**10,576,812.37**	**0.1500**	**0.1500**	**10,576,812.37**	**0.00**	**0.00**	**10,576,812.37**	**10,576,812.37**	**0.00**
Subtotal for REPURCHASE AGREEMENTS:					**10,576,812.37**	**0.1500**	**0.1500**	**10,576,812.37**	**0.00**	**0.00**	**10,576,812.37**	**10,576,812.37**	**0.00**
Total County Money Mkt Fnd :					**1,871,187,226.11**	**0.3657**	**0.2497**	**1,872,618,679.09**	**(556,332.74)**	**776,451.52**	**1,872,090,175.05**	**1,873,051,090.66**	**960,915.61**
Net Asset Value (NAV):													**1.000513**
Educational Money Mkt Fnd													
FUNDS													
BLACKROCK TEMPFUND-EDUCATIONAL MMF													
			04/03/2011		5,758,561.26		0.1500	5,758,561.26	0.00	0.00	5,758,561.26	5,758,561.26	0.00
GOLDMAN SACHS - EDUCATIONAL MMF													
			04/04/2011		7,934,736.57		0.0400	7,934,736.57	0.00	0.00	7,934,736.57	7,934,736.57	0.00
Subtotal for FUNDS:					**13,693,297.83**		**0.0863**	**13,693,297.83**	**0.00**	**0.00**	**13,693,297.83**	**13,693,297.83**	**0.00**
CERTIFICATES OF DEPOSIT													
YANKEE CD													
BNP PARIBAS FINANCE / BNP PARIBAS													
513911	03/29/11	03/29/2011	04/08/2011	05572NCE4	10,000,000.00	0.1500	0.1500	10,000,000.00	0.00	125.00	10,000,000.00	10,000,000.00	0.00
TORONTO DOMINION BANK NY / TDSI													
512910	03/24/11	03/24/2011	04/21/2011	89112YXY4	10,000,000.00	0.1900	0.1900	10,000,000.00	0.00	422.22	10,000,000.00	10,000,000.00	0.00
TORONTO DOMINION BANK NY / TDSI													
513133	03/25/11	03/25/2011	04/29/2011	89112YYA5	10,000,000.00	0.1950	0.1950	10,000,000.00	0.00	379.17	10,000,000.00	10,000,000.00	0.00
RABOBANK NEDERLAND NV NY / RBC													
506856	02/18/11	02/18/2011	05/03/2011	74977MSQ9	15,000,000.00	0.2700	0.2700	15,000,000.00	0.00	4,725.00	15,000,000.00	15,000,000.00	0.00
TORONTO DOMINION BANK NY / TDSI													
461684	06/21/10	06/21/2010	06/23/2011	89112YEZ2	10,000,000.00	0.8400	0.8400	10,000,000.00	0.00	66,266.66	10,000,000.00	9,999,880.00	(120.00)
RABOBANK NEDERLAND NV NY / UBS FINANCIAL SERVICES													
476983	09/10/10	09/10/2010	09/12/2011	74977MMC6	10,000,000.00	0.4850	0.4850	10,000,000.00	0.00	27,348.61	10,000,000.00	9,999,940.00	(60.00)
RABOBANK NEDERLAND NV NY / JEFFERIES & COMPANY													
492244	12/02/10	12/02/2010	12/02/2011	74977MQA6	10,000,000.00	0.5700	0.5700	10,000,000.00	0.00	19,000.00	10,000,000.00	9,999,930.00	(70.00)
Subtotal for YANKEE CD:					**75,000,000.00**	**0.3780**	**0.3780**	**75,000,000.00**	**0.00**	**118,266.66**	**75,000,000.00**	**74,999,750.00**	**(250.00)**
YANKEE CD FLOATER													
RABOBANK NEDERLAND NV NY / JP MORGAN CHASE & CO													

Deal No.	Deal Date	Settle Date	Maturity Date	CUSIP	Face Value	Coupon	Purchase Yield	Capital	Capital Accrual	Interest Accrual	Book Value	Market Value *	Unrealized Gain/(Loss)
Issuer / Broker													
UNITED STATES DOLLAR													
Educational Money Mkt Fnd													
CERTIFICATES OF DEPOSIT													
YANKEE CD FLOATER													
483078	10/13/10	10/13/2010	05/12/2011	74977MFF7	5,000,000.00	0.3255	0.2861	5,001,150.00	(926.54)	813.75	5,000,223.46	5,000,460.00	236.54
TORONTO DOMINION BANK NY / TDSI													
456097	05/19/10	05/19/2010	05/19/2011	89112YDL4	15,000,000.00	0.3035	0.3035	15,000,000.00	0.00	1,391.04	15,000,000.00	15,002,460.00	2,460.00
BNP PARIBAS FINANCE / BNP PARIBAS													
502631	01/26/11	01/26/2011	07/26/2011	05566Q7E1	35,000,000.00	0.4683	0.4683	35,000,000.00	0.00	1,820.97	35,000,000.00	35,002,450.00	2,450.00
BNP PARIBAS NY BRANCH / BNP PARIBAS													
483291	10/14/10	10/14/2010	10/14/2011	05566Q4T1	25,000,000.00	0.4431	0.4431	25,000,000.00	0.00	23,695.15	25,000,000.00	24,997,932.50	(2,067.50)
TORONTO DOMINION BANK NY / TDSI													
485946	10/28/10	10/28/2010	10/28/2011	89112YME0	10,000,000.00	0.3182	0.3182	10,000,000.00	0.00	353.61	10,000,000.00	10,002,720.00	2,720.00
RABOBANK NEDERLAND NV NY / UBS FINANCIAL SERVICES													
488605	11/12/10	11/12/2010	11/10/2011	74977MPR0	10,000,000.00	0.3280	0.3280	10,000,000.00	0.00	2,004.45	10,000,000.00	9,997,920.00	(2,080.00)
RABOBANK NEDERLAND NV NY / CASTLE OAK SECURITIES													
507922	02/25/11	02/25/2011	11/10/2011	74977MPR0	15,000,000.00	0.3280	0.2972	15,003,249.00	(440.76)	3,006.66	15,002,808.24	14,996,880.00	(5,928.24)
TORONTO DOMINION BANK NY / TDSI													
499707	01/12/11	01/12/2011	01/12/2012	89112YSH7	10,000,000.00	0.3355	0.3355	10,000,000.00	0.00	1,677.50	10,000,000.00	10,000,560.00	560.00
ROYAL BANK OF CANADA / JP MORGAN CHASE & CO													
510424	03/10/11	03/10/2011	01/27/2012	78009JZB4	15,000,000.00	0.2582	0.1981	15,008,100.00	(551.70)	430.42	15,007,548.30	15,013,305.00	5,756.70
ROYAL BANK OF CANADA / RBC													
505810	02/14/11	02/14/2011	02/14/2012	78009J2V6	25,000,000.00	0.3055	0.3055	25,000,000.00	0.00	3,818.75	25,000,000.00	25,000,000.00	0.00
ROYAL BANK OF CANADA / RBC													
513910	03/29/11	03/29/2011	03/29/2012	78009J3W3	10,000,000.00	0.2983	0.2983	10,000,000.00	0.00	248.58	10,000,000.00	10,000,000.00	0.00
Subtotal for YANKEE CD FLOATER:					**175,000,000.00**	**0.3593**	**0.3504**	**175,012,499.00**	**(1,919.00)**	**39,260.88**	**175,010,580.00**	**175,014,687.50**	**4,107.50**
Subtotal for CERTIFICATES OF DEPOSIT:					**250,000,000.00**	**0.3649**	**0.3587**	**250,012,499.00**	**(1,919.00)**	**157,527.54**	**250,010,580.00**	**250,014,437.50**	**3,857.50**
COMMERCIAL PAPER HOLDINGS													
COMMERCIAL PAPER													
NESTLE CAPITAL CORP / BANK OF AMERICA													
512906	03/24/11	03/24/2011	04/04/2011	64105HR46	15,000,000.00		0.1200	14,999,450.00	0.00	400.00	14,999,850.00	14,999,865.00	15.00
NESTLE CAPITAL CORP / GOLDMAN SACHS GROUP INC													
509901	03/09/11	03/09/2011	04/06/2011	64105HR61	20,000,000.00		0.1100	19,998,288.89	0.00	1,405.55	19,999,694.44	19,999,660.00	(34.44)
NESTLE CAPITAL CORP / CITIGROUP GLOBAL MARKETS													
509902	03/09/11	03/09/2011	04/07/2011	64105HR79	22,000,000.00		0.1100	21,998,050.56	0.00	1,546.11	21,999,596.67	21,999,516.00	(80.67)
WAL-MART STORES INC / CRED SUIS SECURITIES													
512323	03/21/11	03/21/2011	04/07/2011	93114FR71	15,000,000.00		0.1500	14,998,937.50	0.00	687.50	14,999,625.00	14,999,670.00	45.00
CHEVRON CORP / CHEVRON													
511872	03/18/11	03/18/2011	04/08/2011	1667T1R86	20,000,000.00		0.0900	19,998,950.00	0.00	700.00	19,999,650.00	19,999,500.00	(150.00)
NESTLE CAPITAL CORP / CITIGROUP GLOBAL MARKETS													

Deal No.	Deal Date	Settle Date	Maturity Date	CUSIP	Face Value	Coupon	Purchase Yield	Capital	Capital Accrual	Interest Accrual	Book Value	Market Value *	Unrealized Gain/(Loss)
Issuer / Broker													
UNITED STATES DOLLAR													
Educational Money Mkt Fnd													
COMMERCIAL PAPER HOLDINGS													
COMMERCIAL PAPER													
509835	03/08/11	03/08/2011	04/11/2011	64105HRB0	7,000,000.00		0.1500	6,999,008.33	0.00	700.00	6,999,708.33	6,999,727.00	18.67
WAL-MART STORES INC / CRED SUIS SECURITIES													
511530	03/16/11	03/16/2011	04/11/2011	93114FRB2	13,079,000.00		0.1500	13,077,583.11	0.00	871.93	13,078,455.04	13,078,489.92	34.88
JOHNSON & JOHNSON / CITIGROUP GLOBAL MARKETS													
512907	03/24/11	03/24/2011	04/18/2011	47816GRJ0	16,000,000.00		0.1100	15,998,777.78	0.00	391.11	15,999,168.89	15,998,720.00	(448.89)
WAL-MART STORES INC / BARCLAY CAPITAL													
512526	03/22/11	03/22/2011	04/19/2011	93114FRK2	10,000,000.00		0.1500	9,998,833.33	0.00	416.67	9,999,250.00	9,999,150.00	(100.00)
WAL-MART STORES INC / CRED SUIS SECURITIES													
513624	03/28/11	03/28/2011	04/29/2011	93114FRV8	10,000,000.00		0.1500	9,998,666.67	0.00	166.67	9,998,833.34	9,998,440.00	(393.34)
JOHNSON & JOHNSON / CITIGROUP GLOBAL MARKETS													
511529	03/16/11	03/16/2011	05/10/2011	47816GSA8	30,000,000.00		0.1300	29,994,041.67	0.00	1,733.33	29,995,775.00	29,993,190.00	(2,585.00)
Subtotal for COMMERCIAL PAPER:					**178,079,000.00**	**0.0000**	**0.1243**	**178,060,587.84**	**0.00**	**9,018.87**	**178,069,606.71**	**178,065,927.92**	**(3,678.79)**
Subtotal for COMMERCIAL PAPER HOLDINGS:					**178,079,000.00**		**0.1243**	**178,060,587.84**	**0.00**	**9,018.87**	**178,069,606.71**	**178,065,927.92**	**(3,678.79)**
GOVERNMENT AGENCY													
DISCOUNT NOTES													
FHLB DISC CORP / BANK OF AMERICA													
511594	03/17/11	03/17/2011	04/13/2011	313384EG0	50,000,000.00		0.0800	49,997,000.00	0.00	1,666.67	49,998,666.67	49,998,250.00	(416.67)
FHLB DISC CORP / JEFFERIES & COMPANY													
513903	03/29/11	03/29/2011	04/14/2011	313384EH8	26,720,000.00		0.0300	26,719,643.73	0.00	66.80	26,719,710.53	26,718,984.64	(725.89)
FHLB DISC CORP / MORGAN STANLEY													
514248	03/30/11	03/30/2011	04/14/2011	313384EH8	50,000,000.00		0.0300	49,999,375.00	0.00	83.33	49,999,458.33	49,998,100.00	(1,358.33)
FHLB DISC CORP / WELLS FARGO BANK													
512845	03/23/11	03/23/2011	04/15/2011	313384EJ4	7,000,000.00		0.0550	6,999,754.03	0.00	96.25	6,999,850.28	6,999,713.00	(137.28)
FHLB DISC CORP / JEFFERIES & COMPANY													
514249	03/30/11	03/30/2011	04/19/2011	313384EN5	17,998,000.00		0.0400	17,997,600.04	0.00	40.00	17,997,640.04	17,997,064.10	(575.94)
FREDDIE DISCOUNT / CRED SUIS SECURITIES													
514308	03/31/11	03/31/2011	04/25/2011	313396EU3	15,133,000.00		0.0500	15,132,474.55	0.00	21.02	15,132,495.57	15,131,940.69	(554.88)
FNMA DISCOUNT / GOLDMAN SACHS GROUP INC													
513626	03/28/11	03/28/2011	04/26/2011	313588EV3	5,000,000.00		0.0400	4,999,838.89	0.00	22.22	4,999,861.11	4,999,635.00	(226.11)
FHLB DISC CORP / JEFFERIES & COMPANY													
513627	03/28/11	03/28/2011	04/26/2011	313384EV7	20,008,000.00		0.0400	20,007,355.30	0.00	88.92	20,007,444.22	20,006,539.42	(904.80)
FHLB DISC CORP / WELLS FARGO BANK													
514309	03/31/11	03/31/2011	04/29/2011	313384EY1	10,000,000.00		0.0400	9,999,677.78	0.00	11.11	9,999,688.89	9,999,180.00	(508.89)
FREDDIE DISCOUNT / GREENWICH CAPITAL													
512909	03/24/11	03/24/2011	05/23/2011	313396FY4	12,900,000.00		0.1000	12,897,850.00	0.00	286.67	12,898,136.67	12,898,039.20	(97.47)
FNMA DISCOUNT / MORGAN STANLEY													

Deal No.	Deal Date	Settle Date	Maturity Date	CUSIP	Face Value	Coupon	Purchase Yield	Capital	Capital Accrual	Interest Accrual	Book Value	Market Value *	Unrealized Gain/(Loss)
Issuer / Broker													
UNITED STATES DOLLAR													
Educational Money Mkt Fnd													
GOVERNMENT AGENCY													
DISCOUNT NOTES													
513124	03/25/11	03/25/2011	05/23/2011	313588FY6	17,000,000.00		0.1000	16,997,213.89	0.00	330.56	16,997,544.45	16,997,416.00	(128.45)
FHLB DISC CORP / BNP PARIBAS													
513123	03/25/11	03/25/2011	05/27/2011	313384GC7	25,000,000.00		0.1050	24,995,406.25	0.00	510.42	24,995,916.67	24,995,925.00	8.33
Subtotal for DISCOUNT NOTES:					**256,759,000.00**	**0.0000**	**0.0591**	**256,743,189.46**	**0.00**	**3,223.97**	**256,746,413.43**	**256,740,787.05**	**(5,626.38)**
GOVT AGENCY-FIX-30/360													
FED HM LN BK BD / JEFFERIES & COMPANY													
510716	03/11/11	03/11/2011	04/20/2011	313371GH3	8,000,000.00	0.2000	0.1300	8,000,576.80	(295.79)	888.89	8,000,281.01	8,000,304.00	22.99
FANNIE MAE / JEFFERIES & COMPANY													
496700	12/28/10	12/28/2010	04/28/2011	31398AWQ1	7,310,000.00	1.3750	0.2000	7,338,559.73	(22,133.79)	25,965.73	7,316,425.94	7,322,704.78	6,278.84
FANNIE MAE / RBC													
504501	02/08/11	02/08/2011	04/28/2011	31398AWQ1	11,700,000.00	1.3750	0.1755	11,731,215.60	(20,680.33)	23,684.38	11,710,535.27	11,720,334.60	9,799.33
FED HM LN BK BD / WELLS FARGO BANK													
506860	02/18/11	02/18/2011	04/29/2011	313371L46	10,000,000.00	0.2000	0.1308	10,001,400.00	(847.89)	2,388.89	10,000,552.11	10,000,590.00	37.89
FED HM LN BK BD / JEFFERIES & COMPANY													
510428	03/10/11	03/10/2011	04/29/2011	313371L46	12,500,000.00	0.2000	0.1300	12,501,144.00	(490.29)	1,458.33	12,500,653.71	12,500,737.50	83.79
FED HM LN BK BD / JEFFERIES & COMPANY													
470093	08/03/10	08/03/2010	05/03/2011	313370F29	10,000,000.00	0.3400	0.3400	10,000,000.00	0.00	13,977.78	10,000,000.00	10,001,800.00	1,800.00
FED HM LN BK BD / CASTLE OAK SECURITIES													
514253	03/30/11	03/30/2011	05/06/2011	3133XVDU2	30,000,000.00	0.8000	0.1008	30,020,880.00	(580.00)	666.67	30,020,300.00	30,033,420.00	13,120.00
FREDDIE MAC / CASTLE OAK SECURITIES													
514252	03/30/11	03/30/2011	06/01/2011	3128X8P22	6,000,000.00	1.1250	0.1400	6,009,960.00	(163.28)	187.50	6,009,796.72	6,009,570.00	(226.72)
FED HM LN BK BD / DEUTSCHE													
492901	12/07/10	12/07/2010	12/01/2011	313371WV4	10,000,000.00	0.3000	0.3243	9,997,620.00	766.44	9,500.00	9,998,386.44	9,999,000.00	613.56
FREDDIE MAC / JEFFERIES & COMPANY													
493031	12/07/10	12/07/2010	12/15/2011	3137EACF4	11,110,000.00	1.1250	0.3345	11,199,546.60	(27,739.98)	36,801.88	11,171,806.62	11,182,548.30	10,741.68
FED HM LN BK BD / JP MORGAN CHASE & CO													
495279	12/20/10	12/20/2010	01/04/2012	313372AQ7	15,000,000.00	0.3700	0.3959	14,995,980.00	1,085.61	13,412.50	14,997,065.61	15,009,045.00	11,979.39
Subtotal for GOVT AGENCY-FIX-30/360:					**131,620,000.00**	**0.6643**	**0.2101**	**131,796,882.73**	**(71,079.30)**	**128,932.55**	**131,725,803.43**	**131,780,054.18**	**54,250.75**
GOVT AGENCY-FLOAT-30/360													
FED FARM CR BK / CASTLE OAK SECURITIES													
487404	11/04/10	11/04/2010	11/04/2011	31331JZ30	15,000,000.00	0.1500	0.2200	15,000,000.00	0.00	3,325.00	15,000,000.00	14,995,510.50	(4,489.50)
FREDDIE MAC / BANK OF AMERICA													
514255	03/30/11	03/30/2011	01/11/2012	3128X9UH1	19,976,000.00	0.1780	0.1970	19,973,035.56	10.55	98.77	19,973,046.11	19,973,003.60	(42.51)
Subtotal for GOVT AGENCY-FLOAT-30/360:					**34,976,000.00**	**0.1660**	**0.2069**	**34,973,035.56**	**10.55**	**3,423.77**	**34,973,046.11**	**34,968,514.10**	**(4,532.01)**
GOVT AGENCY-FLOAT-ACT/360													
FREDDIE MAC / BNP PARIBAS													

Deal No.	Deal Date	Settle Date	Maturity Date	CUSIP	Face Value	Coupon	Purchase Yield	Capital	Capital Accrual	Interest Accrual	Book Value	Market Value *	Unrealized Gain/(Loss)
Issuer / Broker													
UNITED STATES DOLLAR													
Educational Money Mkt Fnd													
GOVERNMENT AGENCY													
GOVT AGENCY-FLOAT-ACT/360													
502957	01/31/11	01/31/2011	04/01/2011	3128X8UJ9	39,969,000.00	0.3628	0.1827	39,980,990.70	(11,990.70)	0.00	39,969,000.00	39,969,399.69	399.69
FREDDIE MAC / BNP PARIBAS													
503184	02/01/11	02/01/2011	04/01/2011	3128X8UJ9	18,145,000.00	0.3628	0.1796	18,150,443.50	(5,443.50)	0.00	18,145,000.00	18,145,181.45	181.45
FREDDIE MAC / JP MORGAN CHASE & CO													
507370	02/23/11	02/23/2011	05/04/2011	3128X8B92	32,295,000.00	0.2205	0.1600	32,298,796.92	(2,006.94)	7,318.85	32,296,789.98	32,292,545.58	(4,244.40)
FANNIE MAE / JP MORGAN CHASE & CO													
468027	07/23/10	07/23/2010	05/13/2011	31398AXH0	15,000,000.00	0.1920	0.1343	15,007,005.00	(6,004.29)	3,760.00	15,001,000.71	15,001,200.00	199.29
FANNIE MAE / BARCLAY CAPITAL													
512325	03/21/11	03/21/2011	05/13/2011	31398AXH0	14,000,000.00	0.1920	0.1397	14,001,078.00	(223.74)	821.33	14,000,854.26	14,001,120.00	265.74
FANNIE MAE / CASTLE OAK SECURITIES													
505577	02/11/11	02/11/2011	07/27/2011	31398AE73	25,000,000.00	0.1482	0.1734	24,997,100.00	856.02	514.76	24,997,956.02	24,998,000.00	43.98
FED FARM CR BK / JEFFERIES & COMPANY													
468829	07/28/10	07/28/2010	07/28/2011	31331JWP4	15,000,000.00	0.3100	0.3303	14,996,956.50	2,059.57	8,137.50	14,999,016.07	15,006,900.00	7,883.93
FED HM LN BK BD / CASTLE OAK SECURITIES													
511016	03/15/11	03/15/2011	09/12/2011	3133XXGW1	5,000,000.00	0.2100	0.2192	4,999,772.50	21.37	495.83	4,999,793.87	4,999,750.00	(43.87)
FED HM LN BK BD / JP MORGAN CHASE & CO													
507368	02/23/11	02/23/2011	09/15/2011	3133XXMM6	22,770,000.00	0.2050	0.2104	22,769,316.90	123.90	2,204.26	22,769,440.80	22,770,091.08	650.28
FREDDIE MAC / JEFFERIES & COMPANY													
494689	12/15/10	12/15/2010	09/19/2011	3128X9Z86	14,200,000.00	0.2135	0.2235	14,198,917.96	416.47	1,094.78	14,199,334.43	14,198,636.80	(697.63)
FREDDIE MAC / CASTLE OAK SECURITIES													
507915	02/25/11	02/25/2011	09/19/2011	3128X9Z86	2,345,000.00	0.2135	0.2030	2,345,138.36	(23.51)	180.79	2,345,114.85	2,344,774.88	(339.97)
FREDDIE MAC / CASTLE OAK SECURITIES													
507914	02/25/11	02/25/2011	09/26/2011	3128X93D0	2,655,000.00	0.2182	0.1978	2,655,318.06	(52.26)	96.57	2,655,265.80	2,655,531.00	265.20
FED HM LN BK BD / CASTLE OAK SECURITIES													
480937	09/30/10	09/30/2010	09/30/2011	3133716Q4	9,000,000.00	0.2700	0.2750	8,999,550.00	225.62	135.00	8,999,775.62	9,004,527.00	4,751.38
FED HM LN BK BD / CASTLE OAK SECURITIES													
480938	09/30/10	09/30/2010	09/30/2011	3133716Q4	15,000,000.00	0.2700	0.2700	15,000,000.00	0.00	225.00	15,000,000.00	15,007,545.00	7,545.00
FED HM LN BK BD / JP MORGAN CHASE & CO													
507414	02/24/11	02/24/2011	10/06/2011	3133XXWU7	16,400,000.00	0.2430	0.2370	16,400,606.80	(97.52)	3,985.20	16,400,509.28	16,400,656.00	146.72
FREDDIE MAC / CASTLE OAK SECURITIES													
512522	03/22/11	03/22/2011	02/02/2012	3128X9XN5	2,000,000.00	0.1810	0.2057	1,999,574.00	13.44	100.55	1,999,587.44	1,999,580.00	(7.44)
FREDDIE MAC / CASTLE OAK SECURITIES													
511426	03/16/11	03/16/2011	02/16/2012	3128X9ZJ2	2,600,000.00	0.2135	0.2035	2,600,239.20	(11.36)	246.71	2,600,227.84	2,599,324.00	(903.84)
FED FARM CR BK / JEFFERIES & COMPANY													
506634	02/17/11	02/17/2011	03/19/2012	31331JGL1	10,000,000.00	0.2335	0.2081	10,002,770.00	(300.78)	843.19	10,002,469.22	10,002,800.00	330.78
Subtotal for GOVT AGENCY-FLOAT-ACT/360:					**261,379,000.00**	**0.2513**	**0.2008**	**261,403,574.40**	**(22,438.21)**	**30,160.32**	**261,381,136.19**	**261,397,562.48**	**16,426.29**
GOVT AGENCY-FLOAT-ACT/ACT													

Deal No.	Deal Date	Settle Date	Maturity Date	CUSIP	Face Value	Coupon	Purchase Yield	Capital	Capital Accrual	Interest Accrual	Book Value	Market Value *	Unrealized Gain/(Loss)
Issuer / Broker													
UNITED STATES DOLLAR													
Educational Money Mkt Fnd													
GOVERNMENT AGENCY													
GOVT AGENCY-FLOAT-ACT/ACT													
FED HM LN BK BD / CASTLE OAK SECURITIES													
469593	07/30/10	07/30/2010	07/29/2011	313370HM3	20,000,000.00	0.2520	0.3280	20,000,000.00	0.00	11,297.78	20,000,000.00	20,005,780.00	5,780.00
FED FARM CR BK / JEFFERIES & COMPANY													
473800	08/23/10	08/23/2010	09/16/2011	31331JHG1	7,000,000.00	0.2120	0.2225	7,000,000.00	0.00	675.65	7,000,000.00	6,999,734.70	(265.30)
FED FARM CR BK / CASTLE OAK SECURITIES													
473801	08/23/10	08/23/2010	09/16/2011	31331JHG1	10,000,000.00	0.2120	0.2225	10,000,000.00	0.00	965.22	10,000,000.00	9,999,621.00	(379.00)
FED FARM CR BK / JEFFERIES & COMPANY													
474874	08/30/10	08/30/2010	09/16/2011	31331JHG1	15,000,000.00	0.2120	0.2275	14,999,220.00	436.96	1,447.83	14,999,656.96	14,999,431.50	(225.46)
Subtotal for GOVT AGENCY-FLOAT-ACT/ACT:					**52,000,000.00**	**0.2274**	**0.2645**	**51,999,220.00**	**436.96**	**14,386.48**	**51,999,656.96**	**52,004,567.20**	**4,910.24**
GOV'T AGY - CALLABLE													
FREDDIE MAC / CASTLE OAK SECURITIES													
514585	03/31/11	03/31/2011	04/07/2011	3128X92J8	10,000,000.00	2.1250	2.1088	10,003,340.00	0.00	0.00	10,003,340.00	10,001,630.00	(1,710.00)
FED HM LN BK BD / BNP PARIBAS													
509054	03/03/11	03/03/2011	03/16/2012	313372R63	10,000,000.00	0.4700	0.4701	10,000,000.00	0.00	3,655.56	10,000,000.00	9,999,800.00	(200.00)
Subtotal for GOV'T AGY - CALLABLE:					**20,000,000.00**	**1.2975**	**1.2894**	**20,003,340.00**	**0.00**	**3,655.56**	**20,003,340.00**	**20,001,430.00**	**(1,910.00)**
Subtotal for GOVERNMENT AGENCY:					**756,734,000.00**	**0.2599**	**0.1878**	**756,919,242.15**	**(93,070.00)**	**183,782.65**	**756,829,396.12**	**756,892,915.01**	**63,518.89**
MEDIUM TERM NOTES													
MED TERM NOTE FLOAT FDIC													
BANK OF AMERICA CORP / JEFFERIES & COMPANY													
479605	09/23/10	09/23/2010	08/15/2011	060505CM4	15,000,000.00	0.4130	0.5587	14,980,629.00	11,289.85	7,743.75	14,991,918.85	14,835,450.00	(156,468.85)
WELLS FARGO BANK / CASTLE OAK SECURITIES													
505817	02/14/11	02/14/2011	12/09/2011	949744AB2	10,000,000.00	1.1595	0.2289	10,076,050.00	(11,739.26)	7,407.92	10,064,310.74	10,066,100.00	1,789.26
Subtotal for MED TERM NOTE FLOAT FDIC:					**25,000,000.00**	**0.7116**	**0.4268**	**25,056,679.00**	**(449.41)**	**15,151.67**	**25,056,229.59**	**24,901,550.00**	**(154,679.59)**
MEDIUM TERM NOTE													
WELLS FARGO BANK / RBC													
499419	01/11/11	01/11/2011	08/26/2011	949746NJ6	10,000,000.00	5.3000	0.4953	10,299,400.00	(106,453.33)	51,527.78	10,192,946.67	10,253,600.00	60,653.33
JP MORGAN CHASE & CO / JP MORGAN CHASE & CO													
494688	12/15/10	12/15/2010	01/15/2012	46625HCA6	6,750,000.00	4.5000	0.8880	7,012,237.50	(71,274.81)	64,125.00	6,940,962.69	6,992,460.00	51,497.31
BERKSHIRE HATHAWAY INC / BARCLAY CAPITAL													
513135	03/25/11	03/25/2011	02/10/2012	084670AZ1	10,000,000.00	1.4000	0.4086	10,086,493.30	(1,647.49)	2,333.33	10,084,845.81	10,095,400.00	10,554.19
GENERAL ELEC CAP CORP / UBS FINANCIAL SERVICES													
500508	01/18/11	01/18/2011	02/15/2012	36962GXS8	5,000,000.00	5.8750	0.7089	5,276,100.00	(52,080.88)	37,534.72	5,224,019.12	5,233,550.00	9,530.88
Subtotal for MEDIUM TERM NOTE:					**31,750,000.00**	**3.9921**	**0.5851**	**32,674,230.80**	**(231,456.51)**	**155,520.83**	**32,442,774.29**	**32,575,010.00**	**132,235.71**
MEDIUM TERM NOTE FLOATER													

Deal No.	Deal Date	Settle Date	Maturity Date	CUSIP	Face Value	Coupon	Purchase Yield	Capital	Capital Accrual	Interest Accrual	Book Value	Market Value *	Unrealized Gain/(Loss)
Issuer / Broker													
UNITED STATES DOLLAR													
Educational Money Mkt Fnd													
MEDIUM TERM NOTES													
MEDIUM TERM NOTE FLOATER													
GENERAL ELEC CAP CORP / RBC													
478013	09/15/10	09/15/2010	04/18/2011	36962G2R4	5,000,000.00	0.3731	0.2639	5,003,310.00	(3,048.28)	3,783.13	5,000,261.72	5,000,800.00	538.28
GENERAL ELEC CAP CORP / RAYMOND JAMES & ASSOC, IN													
479598	09/23/10	09/23/2010	06/06/2011	36962GZ80	3,000,000.00	0.3895	0.3471	3,000,927.00	(688.01)	811.46	3,000,238.99	3,000,090.00	(148.99)
BANK OF AMERICA CORP / JEFFERIES & COMPANY													
472705	08/17/10	08/17/2010	08/15/2011	060505CM4	9,000,000.00	0.4130	0.6162	8,981,880.30	11,331.05	4,646.25	8,993,211.35	8,901,270.00	(91,941.35)
JP MORGAN CHASE & CO / JP MORGAN CHASE & CO													
473797	08/23/10	08/23/2010	08/15/2011	073902MM7	10,000,000.00	0.5230	0.3435	10,017,790.00	(11,012.86)	6,537.50	10,006,777.14	10,007,800.00	1,022.86
BANK OF AMERICA CORP / JEFFERIES & COMPANY													
475950	09/03/10	09/03/2010	08/15/2011	060505CM4	1,300,000.00	0.4130	0.6170	1,297,496.98	1,519.17	671.13	1,299,016.15	1,285,739.00	(13,277.15)
WELLS FARGO BANK / JEFFERIES & COMPANY													
481504	10/04/10	10/04/2010	10/17/2011	929903CG5	10,000,000.00	0.4331	0.3845	10,005,010.00	(2,372.46)	8,782.92	10,002,637.54	10,008,500.00	5,862.46
WELLS FARGO BANK / JEFFERIES & COMPANY													
496102	12/23/10	12/23/2010	10/17/2011	929903CG5	10,000,000.00	0.4331	0.3406	10,007,600.00	(2,524.83)	8,782.92	10,005,075.17	10,008,500.00	3,424.83
GENERAL ELEC CAP CORP / RBC													
479599	09/23/10	09/23/2010	10/21/2011	36962G3L6	7,500,000.00	0.5531	0.3119	7,519,512.40	(9,433.48)	8,066.48	7,510,078.92	7,512,750.00	2,671.08
TOYOTA MOTOR CREDIT / RBC													
494100	12/13/10	12/13/2010	12/14/2011	89233P4Q6	15,000,000.00	0.3500	0.3800	15,000,000.00	0.00	2,550.00	15,000,000.00	14,998,930.50	(1,069.50)
JP MORGAN CHASE & CO / JEFFERIES & COMPANY													
501980	01/25/11	01/25/2011	02/01/2012	073902PQ5	10,000,000.00	0.4944	0.3926	10,010,380.00	(1,841.61)	8,102.34	10,008,538.39	10,016,100.00	7,561.61
BERKSHIRE HATHAWAY INC / CASTLE OAK SECURITIES													
513134	03/25/11	03/25/2011	02/10/2012	084670AX6	4,000,000.00	0.4920	0.3137	4,006,256.00	(136.00)	382.67	4,006,120.00	4,007,040.00	920.00
Subtotal for MEDIUM TERM NOTE FLOATER:					**84,800,000.00**	**0.4421**	**0.3846**	**84,850,162.68**	**(18,207.31)**	**53,116.80**	**84,831,955.37**	**84,747,519.50**	**(84,435.87)**
MEDIUM TERM NOTE-CALLABLE													
GENERAL ELEC CAP CORP / RBC													
473272	08/19/10	08/19/2010	08/22/2011	36962GX82	5,000,000.00	5.7200	3.6513	5,101,500.00	(101,500.00)	54,816.67	5,000,000.00	5,069,750.00	69,750.00
Subtotal for MEDIUM TERM NOTE-CALLABLE:					**5,000,000.00**	**5.7200**	**3.6513**	**5,101,500.00**	**(101,500.00)**	**54,816.67**	**5,000,000.00**	**5,069,750.00**	**69,750.00**
MEDIUM TERM NOTE-FDIC													
JP MORGAN CHASE & CO / JEFFERIES & COMPANY													
488596	11/12/10	11/12/2010	12/01/2011	481247AA2	4,100,000.00	3.1250	0.3239	4,220,597.48	(44,229.68)	42,708.33	4,176,367.80	4,177,490.00	1,122.20
JP MORGAN CHASE & CO / JP MORGAN CHASE & CO													
495281	12/20/10	12/20/2010	12/01/2011	481247AA2	6,090,000.00	3.1250	0.3852	6,247,597.75	(46,678.51)	53,393.23	6,200,919.24	6,205,101.00	4,181.76
Subtotal for MEDIUM TERM NOTE-FDIC:					**10,190,000.00**	**3.1250**	**0.3606**	**10,468,195.23**	**(90,908.19)**	**96,101.56**	**10,377,287.04**	**10,382,591.00**	**5,303.96**
Subtotal for MEDIUM TERM NOTES:					**156,740,000.00**	**1.5470**	**0.5346**	**158,150,767.71**	**(442,521.42)**	**374,707.53**	**157,708,246.29**	**157,676,420.50**	**(31,825.79)**
MUNICIPAL DEBT													

Deal No.	Deal Date	Settle Date	Maturity Date	CUSIP	Face Value	Coupon	Purchase Yield	Capital	Capital Accrual	Interest Accrual	Book Value	Market Value *	Unrealized Gain/(Loss)
Issuer / Broker													
UNITED STATES DOLLAR													
Educational Money Mkt Fnd													
MUNICIPAL DEBT													
MUNI BOND VAR-OCBE													
OC BOARD OF EDUCATION /													
491728	12/01/10	01/03/2011	12/01/2011	684216AA2	17,265,000.00	1.7600	1.7600	17,265,000.00	0.00	89,485.81	17,265,000.00	17,349,943.80	84,943.80
Subtotal for MUNI BOND VAR-OCBE:					**17,265,000.00**	**1.7600**	**1.7600**	**17,265,000.00**	**0.00**	**89,485.81**	**17,265,000.00**	**17,349,943.80**	**84,943.80**
MUNI BOND VAR-TRIBOROUGH													
TRIBOROUGH BRDG & TUNL AUTH / JP MORGAN CHASE & CO													
438480	02/17/10	03/30/2011	04/06/2011	89602NJY1	8,000,000.00	0.3200	0.3200	8,000,000.00	0.00	5,773.15	8,000,000.00	8,000,000.00	0.00
TRIBOROUGH BRDG & TUNL AUTH / JP MORGAN CHASE & CO													
443551	03/16/10	03/30/2011	04/06/2011	89602NJY1	11,430,000.00	0.3200	0.3200	11,430,000.00	0.00	8,248.40	11,430,000.00	11,430,000.00	0.00
Subtotal for MUNI BOND VAR-TRIBOROUGH:					**19,430,000.00**	**0.3200**	**0.3200**	**19,430,000.00**	**0.00**	**14,021.55**	**19,430,000.00**	**19,430,000.00**	**0.00**
ORANGE COUNTY POB 2011A													
COUNTY OF ORANGE / COUNTY OF ORANGE													
511019	03/15/11	03/24/2011	04/07/2011	68428LCP7	63,528,892.50	1.8200	1.8200	63,528,892.50	0.00	25,693.91	63,528,892.50	63,528,892.50	0.00
Subtotal for ORANGE COUNTY POB 2011A:					**63,528,892.50**	**1.8200**	**1.8200**	**63,528,892.50**	**0.00**	**25,693.91**	**63,528,892.50**	**63,528,892.50**	**0.00**
Subtotal for MUNICIPAL DEBT:					**100,223,892.50**	**1.5189**	**1.5189**	**100,223,892.50**	**0.00**	**129,201.27**	**100,223,892.50**	**100,308,836.30**	**84,943.80**
REPURCHASE AGREEMENTS													
WELLS FARGO REPOS													
WELLS FARGO REPO /													
514571	03/31/11	03/31/2011	04/01/2011	REPOSWEEP	2,788,507.31	0.1500	0.1500	2,788,507.31	0.00	0.00	2,788,507.31	2,788,507.31	0.00
Subtotal for WELLS FARGO REPOS:					**2,788,507.31**	**0.1500**	**0.1500**	**2,788,507.31**	**0.00**	**0.00**	**2,788,507.31**	**2,788,507.31**	**0.00**
Subtotal for REPURCHASE AGREEMENTS:					**2,788,507.31**	**0.1500**	**0.1500**	**2,788,507.31**	**0.00**	**0.00**	**2,788,507.31**	**2,788,507.31**	**0.00**
TREASURIES													
TREASURY BILL													
US TREASURY N/B / UBS FINANCIAL SERVICES													
514257	03/30/11	03/30/2011	04/15/2011	9127956Q9	25,000,000.00		0.0315	24,999,650.00	0.00	43.75	24,999,650.00	24,999,611.00	(39.00)
US TREASURY N/B / UBS FINANCIAL SERVICES													
512859	03/23/11	03/23/2011	04/21/2011	9127952M2	20,000,000.00		0.0600	19,999,033.33	0.00	300.00	19,999,033.33	19,999,611.20	577.87
Subtotal for TREASURY BILL:					**45,000,000.00**	**0.0000**	**0.0442**	**44,998,683.33**	**0.00**	**343.75**	**44,998,683.33**	**44,999,222.20**	**538.87**
TREASURY BOND													
US TREASURY N/B / JEFFERIES & COMPANY													
507123	02/22/11	02/22/2011	04/30/2011	912828KL3	12,895,000.00	0.8722	0.1177	12,912,904.97	(10,155.06)	11,741.17	12,902,749.91	12,903,059.38	309.47
US TREASURY N/B / BNP PARIBAS													
513655	03/28/11	03/28/2011	04/30/2011	912828KL3	5,000,000.00	0.8739	0.0552	5,003,710.94	(449.81)	480.18	5,003,261.13	5,003,125.00	(136.13)
US TREASURY N/B / GOLDMAN SACHS GROUP INC													

Deal No.	Deal Date	Settle Date	Maturity Date	CUSIP	Face Value	Coupon	Purchase Yield	Capital	Capital Accrual	Interest Accrual	Book Value	Market Value *	Unrealized Gain/(Loss)
Issuer / Broker													
UNITED STATES DOLLAR													
Educational Money Mkt Fnd													
TREASURIES													
TREASURY BOND													
500241	01/14/11	01/14/2011	10/31/2011	912828LT5	5,000,000.00	1.0000	0.2606	5,029,296.88	(7,778.83)	10,576.92	5,021,518.05	5,022,656.25	1,138.20
US TREASURY N/B / UBS FINANCIAL SERVICES													
506296	02/16/11	02/16/2011	10/31/2011	912828LT5	10,000,000.00	0.9963	0.2176	10,054,687.50	(9,362.84)	12,043.19	10,045,324.66	10,045,312.50	(12.16)
Subtotal for TREASURY BOND:					**32,895,000.00**	**0.9296**	**0.1603**	**33,000,600.29**	**(27,746.54)**	**34,841.46**	**32,972,853.75**	**32,974,153.13**	**1,299.38**
Subtotal for TREASURIES:					**77,895,000.00**	**0.3926**	**0.0932**	**77,999,283.62**	**(27,746.54)**	**35,185.21**	**77,971,537.08**	**77,973,375.33**	**1,838.24**
Total Educational Money Mkt Fnd :					**1,536,153,697.64**	**0.4646**	**0.3247**	**1,537,848,077.96**	**(565,256.96)**	**889,423.07**	**1,537,295,063.84**	**1,537,413,717.70**	**118,653.86**
Net Asset Value (NAV):													**1.000077**
Extended Fund													
CERTIFICATES OF DEPOSIT													
YANKEE CD													
BNP PARIBAS FINANCE / BNP PARIBAS													
513913	03/29/11	03/29/2011	04/27/2011	05572NCC8	10,000,000.00	0.1900	0.1900	10,000,000.00	0.00	158.33	10,000,000.00	10,000,000.00	0.00
RABOBANK NEDERLAND NV NY / JEFFERIES & COMPANY													
492243	12/02/10	12/02/2010	12/02/2011	74977MQA6	25,000,000.00	0.5700	0.5700	25,000,000.00	0.00	47,500.00	25,000,000.00	24,999,825.00	(175.00)
Subtotal for YANKEE CD:					**35,000,000.00**	**0.4614**	**0.4614**	**35,000,000.00**	**0.00**	**47,658.33**	**35,000,000.00**	**34,999,825.00**	**(175.00)**
YANKEE CD FLOATER													
BNP PARIBAS NY BRANCH / BARCLAYS CAPITAL													
511878	03/18/11	03/18/2011	04/21/2011	0556M46C7	25,000,000.00	0.3231	0.2500	25,001,723.25	(709.57)	3,141.54	25,001,013.68	25,000,650.00	(363.68)
BNP PARIBAS FINANCE / BNP PARIBAS													
502637	01/26/11	01/26/2011	07/26/2011	05566Q7E1	30,000,000.00	0.4683	0.4683	30,000,000.00	0.00	1,560.83	30,000,000.00	30,002,100.00	2,100.00
BNP PARIBAS NY BRANCH / BNP PARIBAS													
483289	10/14/10	10/14/2010	10/14/2011	05566Q4T1	50,000,000.00	0.4431	0.4431	50,000,000.00	0.00	47,390.29	50,000,000.00	49,995,865.00	(4,135.00)
RABOBANK NEDERLAND NV NY / UBS FINANCIAL SERVICES													
488604	11/12/10	11/12/2010	11/10/2011	74977MPR0	15,000,000.00	0.3280	0.3280	15,000,000.00	0.00	3,006.66	15,000,000.00	14,996,880.00	(3,120.00)
RABOBANK NEDERLAND NV NY / UBS FINANCIAL SERVICES													
513645	03/28/11	03/28/2011	04/24/2012	74977MUM5	50,000,000.00	0.3433	0.3433	50,000,000.00	0.00	1,906.94	50,000,000.00	50,000,000.00	0.00
Subtotal for YANKEE CD FLOATER:					**170,000,000.00**	**0.3904**	**0.3796**	**170,001,723.25**	**(709.57)**	**57,006.26**	**170,001,013.68**	**169,995,495.00**	**(5,518.68)**
Subtotal for CERTIFICATES OF DEPOSIT:					**205,000,000.00**	**0.4025**	**0.3936**	**205,001,723.25**	**(709.57)**	**104,664.59**	**205,001,013.68**	**204,995,320.00**	**(5,693.68)**
COMMERCIAL PAPER HOLDINGS													
COMMERCIAL PAPER													
JOHNSON & JOHNSON / CITIGROUP GLOBAL MARKETS													
511011	03/15/11	03/15/2011	05/10/2011	47816GSA8	4,758,000.00		0.1300	4,757,037.83	0.00	292.09	4,757,329.92	4,756,919.93	(409.99)
NESTLE CAPITAL CORP / CRED SUIS SECURITIES													

Deal No.	Deal Date	Settle Date	Maturity Date	CUSIP	Face Value	Coupon	Purchase Yield	Capital	Capital Accrual	Interest Accrual	Book Value	Market Value *	Unrealized Gain/(Loss)
Issuer / Broker													
UNITED STATES DOLLAR													
Extended Fund													
COMMERCIAL PAPER HOLDINGS													
COMMERCIAL PAPER													
513137	03/25/11	03/25/2011	06/23/2011	64105HTP7	30,000,000.00		0.1800	29,986,500.00	0.00	1,050.00	29,987,550.00	29,984,790.00	(2,760.00)
Subtotal for COMMERCIAL PAPER:					**34,758,000.00**	**0.0000**	**0.1732**	**34,743,537.83**	**0.00**	**1,342.09**	**34,744,879.92**	**34,741,709.93**	**(3,169.99)**
Subtotal for COMMERCIAL PAPER HOLDINGS:					**34,758,000.00**		**0.1732**	**34,743,537.83**	**0.00**	**1,342.09**	**34,744,879.92**	**34,741,709.93**	**(3,169.99)**
GOVERNMENT AGENCY													
DISCOUNT NOTES													
FHLB DISC CORP / CRED SUIS SECURITIES													
513635	03/28/11	03/28/2011	05/27/2011	313384GC7	10,651,000.00		0.1000	10,649,224.83	0.00	118.34	10,649,343.17	10,649,263.89	(79.28)
FHLB DISC CORP / DEUTSCHE													
513637	03/28/11	03/28/2011	05/27/2011	313384GC7	12,275,000.00		0.0990	12,272,974.63	0.00	135.02	12,273,109.65	12,272,999.18	(110.47)
FHLB DISC CORP / BARCLAYS CAPITAL													
513638	03/28/11	03/28/2011	05/27/2011	313384GC7	18,350,000.00		0.0900	18,347,247.50	0.00	183.50	18,347,431.00	18,347,008.95	(422.05)
FREDDIE DISCOUNT / JP MORGAN CHASE & CO													
465093	07/08/10	07/08/2010	06/15/2011	313396GX5	50,000,000.00		0.4000	49,810,000.00	0.00	148,333.33	49,958,333.33	49,989,050.00	30,716.67
Subtotal for DISCOUNT NOTES:					**91,276,000.00**	**0.0000**	**0.2622**	**91,079,446.96**	**0.00**	**148,770.19**	**91,228,217.15**	**91,258,322.02**	**30,104.87**
GOVT AGENCY 1													
FED HM LN BK BD / CRED SUIS SECURITIES													
396311	06/17/09	06/18/2009	09/16/2011	3133XS4S4	35,520,000.00	3.6250	1.4171	37,245,916.80	(1,373,470.92)	53,650.00	35,872,445.88	37,153,316.16	1,280,870.28
FED FARM CR BK / JP MORGAN CHASE & CO													
376905	02/24/09	02/24/2009	04/24/2012	31331GNQ8	50,000,000.00	2.2500	2.2511	49,999,000.00	664.04	490,625.00	49,999,664.04	51,293,000.00	1,293,335.96
FED FARM CR BK / JP MORGAN CHASE & CO													
376906	02/24/09	02/24/2009	04/24/2012	31331GNQ8	40,000,000.00	2.2500	2.2511	39,999,200.00	531.23	392,500.00	39,999,731.23	41,034,400.00	1,034,668.77
Subtotal for GOVT AGENCY 1:					**125,520,000.00**	**2.6391**	**2.0151**	**127,244,116.80**	**(1,372,275.65)**	**936,775.00**	**125,871,841.15**	**129,480,716.16**	**3,608,875.01**
GOVT AGENCY-FIX-30/360													
FED HM LN BK BD / JEFFERIES & COMPANY													
470094	08/03/10	08/03/2010	05/03/2011	313370F29	25,000,000.00	0.3400	0.3436	24,999,326.75	593.46	34,944.44	24,999,920.21	25,004,500.00	4,579.79
FED HM LN BK BD / GOLDMAN SACHS GROUP INC													
478288	09/16/10	09/16/2010	06/10/2011	3133XYNZ4	4,800,000.00	0.5800	0.2726	4,810,800.00	(7,977.27)	8,584.00	4,802,822.73	4,804,070.40	1,247.67
FREDDIE MAC / CASTLE OAK SECURITIES													
470091	08/03/10	08/03/2010	07/18/2011	3137EAAF6	50,000,000.00	5.2500	0.3639	52,334,950.00	(1,610,777.10)	532,291.67	50,724,172.90	53,209,900.00	2,485,727.10
FANNIE MAE / CRED SUIS SECURITIES													
483297	10/14/10	10/14/2010	09/08/2011	31398AXY3	25,000,000.00	1.1600	0.2842	25,196,650.00	(101,359.72)	18,527.78	25,095,290.28	25,104,150.00	8,859.72
FREDDIE MAC / JP MORGAN CHASE & CO													
476192	09/07/10	09/07/2010	09/15/2011	3134A4HF4	5,000,000.00	5.5000	0.3342	5,263,355.00	(145,990.27)	12,222.22	5,117,364.73	5,094,550.00	(22,814.73)
FED HM LN BK BD / UBS FINANCIAL SERVICES													
476999	09/10/10	09/10/2010	10/03/2011	313370WQ7	25,000,000.00	0.3400	0.3441	24,998,900.00	577.28	47,458.33	24,999,477.28	25,015,900.00	16,422.72

Deal No.	Deal Date	Settle Date	Maturity Date	CUSIP	Face Value	Coupon	Purchase Yield	Capital	Capital Accrual	Interest Accrual	Book Value	Market Value *	Unrealized Gain/(Loss)
Issuer / Broker													
UNITED STATES DOLLAR													
Extended Fund													
GOVERNMENT AGENCY													
GOVT AGENCY-FIX-30/360													
FANNIE MAE / CRED SUIS SECURITIES													
482303	10/07/10	10/07/2010	11/23/2011	31398AZN5	10,000,000.00	1.0000	0.2940	10,079,420.00	(34,037.14)	35,555.56	10,045,382.86	10,047,750.00	2,367.14
FED HM LN BK BD / UBS FINANCIAL SERVICES													
438473	02/17/10	02/17/2010	12/28/2011	3133XVRS2	25,000,000.00	1.0000	0.9012	25,045,500.00	(27,394.93)	64,583.33	25,018,105.07	25,135,125.00	117,019.93
FED HM LN BK BD / UBS FINANCIAL SERVICES													
465839	07/13/10	07/13/2010	01/13/2012	3133XYZC2	50,000,000.00	0.6700	0.6700	50,000,000.00	0.00	72,583.33	50,000,000.00	50,144,200.00	144,200.00
FED HM LN BK BD / CRED SUIS SECURITIES													
430275	12/30/09	12/30/2009	02/24/2012	3133XWFP9	24,000,000.00	1.0500	1.3261	23,860,080.00	81,529.61	25,900.00	23,941,609.61	24,152,856.00	211,246.39
FED HM LN BK BD / JEFFERIES & COMPANY													
473239	08/19/10	08/19/2010	05/18/2012	3133XXPV3	50,000,000.00	1.1250	0.5759	50,476,500.00	(168,176.47)	207,812.50	50,308,323.53	50,364,750.00	56,426.47
FED FARM CR BK / RBC													
452468	04/30/10	04/30/2010	06/04/2012	31331YU40	25,000,000.00	3.8750	1.2458	26,354,500.00	(594,614.72)	314,843.75	25,759,885.28	25,994,000.00	234,114.72
FED FARM CR BK / UBS FINANCIAL SERVICES													
437312	02/08/10	02/08/2010	02/21/2013	31331JBV4	25,000,000.00	1.7500	1.5473	25,149,750.00	(56,584.40)	48,611.11	25,093,165.60	25,428,625.00	335,459.40
FANNIE MAE / RBC													
437310	02/08/10	02/08/2010	02/22/2013	31398AE24	25,000,000.00	1.7500	1.5130	25,175,375.00	(66,206.47)	47,395.83	25,109,168.53	25,419,750.00	310,581.47
FANNIE MAE / JP MORGAN CHASE & CO													
437311	02/08/10	02/08/2010	02/22/2013	31398AE24	25,000,000.00	1.7500	1.5310	25,162,000.00	(61,157.22)	47,395.83	25,100,842.78	25,419,750.00	318,907.22
FREDDIE MAC / DEUTSCHE													
504054	02/04/11	02/04/2011	03/28/2013	3137EACS6	50,000,000.00	0.7500	0.8639	49,879,000.00	8,910.85	3,125.00	49,887,910.85	49,867,750.00	(20,160.85)
FREDDIE MAC / DEUTSCHE													
504055	02/04/11	02/04/2011	03/28/2013	3137EACS6	50,000,000.00	0.7500	0.8639	49,879,000.00	8,910.85	3,125.00	49,887,910.85	49,867,750.00	(20,160.85)
FREDDIE MAC / JP MORGAN CHASE & CO													
441606	03/04/10	03/04/2010	04/15/2013	3137EACJ6	50,000,000.00	1.6250	1.6710	49,930,000.00	24,165.92	374,652.78	49,954,165.92	50,714,750.00	760,584.08
FREDDIE MAC / CANTOR FITZGERALD													
472291	08/16/10	08/16/2010	04/02/2014	3128X23A1	50,000,000.00	4.5000	1.2860	55,677,500.00	(978,129.79)	1,118,750.00	54,699,370.21	54,678,250.00	(21,120.21)
FANNIE MAE / UBS FINANCIAL SERVICES													
471477	08/11/10	08/11/2010	07/28/2015	31398AU34	50,000,000.00	2.3750	1.7830	51,400,000.00	(180,190.26)	207,812.50	51,219,809.74	50,541,000.00	(678,809.74)
FREDDIE MAC / JP MORGAN CHASE & CO													
477002	09/10/10	09/10/2010	09/10/2015	3137EACM9	50,000,000.00	1.7500	1.8101	49,857,000.00	15,968.33	51,041.67	49,872,968.33	49,054,500.00	(818,468.33)
Subtotal for GOVT AGENCY-FIX-30/360:					**693,800,000.00**	**1.8800**	**1.0448**	**705,529,606.75**	**(3,891,939.46)**	**3,277,216.63**	**701,637,667.29**	**705,063,876.40**	**3,426,209.11**
GOVT AGENCY-FIX-INT@MAT													
FED HM LN BK BD / JEFFERIES & COMPANY													
466879	07/16/10	07/16/2010	04/18/2011	313370AY4	5,000,000.00	0.3500	0.3653	4,999,423.80	540.19	12,395.83	4,999,963.99	5,000,455.00	491.01
FED HM LN BK BD / CRED SUIS SECURITIES													
484850	10/22/10	10/22/2010	11/16/2011	313371H74	25,000,000.00	0.3000	0.3098	24,997,400.00	1,076.56	33,125.00	24,998,476.56	25,007,600.00	9,123.44

Deal No.	Deal Date	Settle Date	Maturity Date	CUSIP	Face Value	Coupon	Purchase Yield	Capital	Capital Accrual	Interest Accrual	Book Value	Market Value *	Unrealized Gain/(Loss)
Issuer / Broker													
UNITED STATES DOLLAR													
Extended Fund													
GOVERNMENT AGENCY													
Subtotal for GOVT AGENCY-FIX-INT@MAT:					**30,000,000.00**	**0.3083**	**0.3190**	**29,996,823.80**	**1,616.75**	**45,520.83**	**29,998,440.55**	**30,008,055.00**	**9,614.45**
GOVT AGENCY-FLOAT-ACT/360													
FREDDIE MAC / JP MORGAN CHASE & CO													
507421	02/24/11	02/24/2011	05/04/2011	3128X8B92	50,000,000.00	0.2205	0.1600	50,005,794.50	(3,023.22)	11,025.00	50,002,771.28	49,996,200.00	(6,571.28)
FED HM LN BK BD / CASTLE OAK SECURITIES													
506297	02/16/11	02/16/2011	10/27/2011	3133XWU23	25,000,000.00	0.1840	0.2174	24,994,200.00	1,008.70	5,622.22	24,995,208.70	24,995,250.00	41.30
Subtotal for GOVT AGENCY-FLOAT-ACT/360:					**75,000,000.00**	**0.2083**	**0.1791**	**74,999,994.50**	**(2,014.52)**	**16,647.22**	**74,997,979.98**	**74,991,450.00**	**(6,529.98)**
GOVT AGENCY-FLOAT-TO-FIX													
FANNIE MAE / CANTOR FITZGERALD													
509862	01/10/11	01/10/2011	05/10/2013	31398AR79	50,000,000.00	0.5620	0.5282	50,039,200.00	(3,780.00)	39,808.33	50,035,420.00	49,962,500.00	(72,920.00)
FANNIE MAE / CANTOR FITZGERALD													
509863	01/10/11	01/10/2011	05/10/2013	31398AR79	25,000,000.00	0.5620	0.5282	25,019,600.00	(1,890.00)	19,904.17	25,017,710.00	24,981,250.00	(36,460.00)
FANNIE MAE / CANTOR FITZGERALD													
509864	02/10/11	02/10/2011	05/10/2013	3136FMSE5	15,000,000.00	0.6870	0.6379	15,016,500.00	(1,038.89)	14,598.75	15,015,461.11	15,016,500.00	1,038.89
Subtotal for GOVT AGENCY-FLOAT-TO-FIX:					**90,000,000.00**	**0.5828**	**0.5465**	**90,075,300.00**	**(6,708.89)**	**74,311.25**	**90,068,591.11**	**89,960,250.00**	**(108,341.11)**
GOV'T AGY - CALLABLE													
FED HM LN BK BD / OPPENHEIMER & CO., INC													
485951	10/28/10	10/28/2010	11/15/2011	313371FL5	25,000,000.00	0.3400	0.3687	24,992,500.00	7,500.00	36,125.00	25,000,000.00	25,000,000.00	0.00
FED HM LN BK BD / DEUTSCHE													
485962	10/28/10	10/28/2010	11/15/2011	313371FL5	25,000,000.00	0.3400	0.3831	24,988,750.00	11,250.00	36,125.00	25,000,000.00	25,000,000.00	0.00
FED HM LN BK BD / CRED SUIS SECURITIES													
490510	11/23/10	11/23/2010	11/23/2011	313371P26	50,000,000.00	0.3000	0.3351	49,982,500.00	17,500.00	53,333.33	50,000,000.00	50,000,000.00	0.00
FED HM LN BK BD / UBS FINANCIAL SERVICES													
490515	11/23/10	11/23/2010	11/23/2011	313371R24	5,000,000.00	0.3500	0.3500	5,000,000.00	0.00	6,222.22	5,000,000.00	5,001,000.00	1,000.00
FED HM LN BK BD / UBS FINANCIAL SERVICES													
490517	11/23/10	11/23/2010	11/23/2011	313371R24	25,000,000.00	0.3500	0.3500	25,000,000.00	0.00	31,111.11	25,000,000.00	25,005,000.00	5,000.00
FED HM LN BK BD / BNP PARIBAS													
507363	02/23/11	02/23/2011	03/06/2012	313372N26	10,000,000.00	0.4500	0.4501	10,000,000.00	0.00	4,750.00	10,000,000.00	10,000,000.00	0.00
FED HM LN BK BD / CRED SUIS SECURITIES													
507364	02/23/11	02/23/2011	03/06/2012	313372N26	15,000,000.00	0.4500	0.4501	15,000,000.00	0.00	7,125.00	15,000,000.00	15,000,000.00	0.00
FED FARM CR BK / CANTOR FITZGERALD													
485342	10/26/10	10/26/2010	04/26/2012	31331JU50	25,000,000.00	0.3750	0.4219	24,982,500.00	15,069.44	40,364.58	24,997,569.44	24,980,250.00	(17,319.44)
FED FARM CR BK / CANTOR FITZGERALD													
511876	03/18/11	03/18/2011	04/26/2012	31331JLW1	50,000,000.00	1.1250	1.0413	50,045,750.00	(15,651.32)	20,312.50	50,030,098.68	50,027,950.00	(2,148.68)
FED HM LN BK BD / CRED SUIS SECURITIES													
507422	02/24/11	02/24/2011	08/10/2012	3133XUD91	6,500,000.00	2.0500	1.5074	6,550,765.00	(11,315.09)	13,695.14	6,539,449.91	6,543,069.00	3,619.09
FANNIE MAE / CASTLE OAK SECURITIES													

Deal No.	Deal Date	Settle Date	Maturity Date	CUSIP	Face Value	Coupon	Purchase Yield	Capital	Capital Accrual	Interest Accrual	Book Value	Market Value *	Unrealized Gain/(Loss)
Issuer / Broker													
UNITED STATES DOLLAR													
Extended Fund													
GOVERNMENT AGENCY													
GOV'T AGY - CALLABLE													
510425	03/10/11	03/10/2011	09/27/2012	31398A3Z3	10,000,000.00	0.8000	0.7000	10,015,350.00	(1,636.29)	888.89	10,013,713.71	10,005,550.00	(8,163.71)
FANNIE MAE / MORGAN STANLEY													
512853	03/23/11	03/23/2011	10/19/2012	3136FMNR1	26,000,000.00	1.5600	1.5003	26,023,920.00	(7,360.00)	9,013.33	26,016,560.00	26,015,652.00	(908.00)
FANNIE MAE / CANTOR FITZGERALD													
479048	09/21/10	09/21/2010	10/29/2012	3136FMPB4	5,000,000.00	1.4800	1.1607	5,033,100.00	(28,848.62)	31,244.44	5,004,251.38	5,004,730.00	478.62
FANNIE MAE / UBS FINANCIAL SERVICES													
486541	11/01/10	11/01/2010	11/01/2012	31398A5B4	25,000,000.00	0.5500	0.5953	24,977,500.00	9,375.00	57,291.67	24,986,875.00	24,920,350.00	(66,525.00)
FANNIE MAE / BANK OF AMERICA													
488230	11/09/10	11/09/2010	11/09/2012	31398A5V0	25,000,000.00	0.6250	0.6250	25,000,000.00	0.00	61,631.94	25,000,000.00	24,935,550.00	(64,450.00)
FANNIE MAE / CASTLE OAK SECURITIES													
488231	11/09/10	11/09/2010	11/09/2012	31398A5V0	10,000,000.00	0.6250	0.6250	10,000,000.00	0.00	24,652.78	10,000,000.00	9,974,220.00	(25,780.00)
FREDDIE MAC / UBS FINANCIAL SERVICES													
507361	02/23/11	02/23/2011	11/23/2012	3134G12U7	50,000,000.00	0.7500	0.9002	49,870,000.00	27,444.44	39,583.33	49,897,444.44	49,922,100.00	24,655.56
FANNIE MAE / UBS FINANCIAL SERVICES													
494385	12/14/10	12/14/2010	12/13/2012	31398A6W7	22,000,000.00	0.8000	0.8759	21,967,000.00	19,726.26	52,311.11	21,986,726.26	21,965,130.00	(21,596.26)
FANNIE MAE / DEUTSCHE													
491328	11/29/10	11/29/2010	12/27/2012	31398A6J6	25,000,000.00	0.5500	0.5985	24,975,000.00	14,663.46	35,902.78	24,989,663.46	24,993,750.00	4,086.54
FREDDIE MAC / CRED SUIS SECURITIES													
513653	03/28/11	03/28/2011	03/28/2013	3134G2AQ5	10,950,000.00	1.0000	1.0002	10,950,000.00	0.00	912.50	10,950,000.00	10,919,931.30	(30,068.70)
FREDDIE MAC / UBS FINANCIAL SERVICES													
507911	02/25/11	02/25/2011	04/19/2013	3134G1VX9	21,800,000.00	0.8000	0.9648	21,723,700.00	50,866.67	17,440.00	21,774,566.67	21,701,442.20	(73,124.47)
FANNIE MAE / OPPENHEIMER & CO., INC													
488512	11/10/10	11/10/2010	08/26/2013	31398A2Z4	25,413,000.00	1.0500	1.0390	25,420,623.90	(7,623.90)	25,942.44	25,413,000.00	25,256,811.70	(156,188.30)
FED HM LN BK BD / OPPENHEIMER & CO., INC													
487981	11/09/10	11/09/2010	09/27/2013	3133712C9	15,000,000.00	1.2000	1.1599	15,016,950.00	(16,950.00)	2,000.00	15,000,000.00	14,924,430.00	(75,570.00)
FANNIE MAE / JEFFERIES & COMPANY													
500503	01/18/11	01/18/2011	10/22/2013	31398A4S8	25,000,000.00	1.0500	1.1846	24,908,750.00	70,864.36	53,229.17	24,979,614.36	24,992,500.00	12,885.64
FANNIE MAE / DEUTSCHE													
507981	02/28/11	02/28/2011	10/22/2013	31398A4S8	25,000,000.00	1.0500	1.3102	24,831,000.00	103,277.78	24,062.50	24,934,277.78	24,992,500.00	58,222.22
FED HM LN BK BD / RBC													
487696	11/05/10	11/05/2010	12/30/2013	313370ZF8	25,000,000.00	1.2500	1.2055	25,034,340.50	(34,340.50)	78,993.06	25,000,000.00	24,815,425.00	(184,575.00)
FED HM LN BK BD / RBC													
487697	11/05/10	11/05/2010	12/30/2013	313370ZF8	50,000,000.00	1.2500	1.2055	50,068,681.00	(68,681.00)	157,986.11	50,000,000.00	49,630,850.00	(369,150.00)
FED HM LN BK BD / CANTOR FITZGERALD													
491027	11/24/10	11/24/2010	12/30/2013	3133XYTJ4	5,000,000.00	1.0000	0.9124	5,013,350.00	(7,849.31)	12,638.89	5,005,500.69	5,006,575.00	1,074.31
FREDDIE MAC / UBS FINANCIAL SERVICES													
502885	01/28/11	01/28/2011	01/28/2014	3134G1S88	32,825,000.00	1.3750	1.4217	32,783,968.75	28,721.88	78,985.16	32,812,690.63	32,687,167.83	(125,522.81)
FREDDIE MAC / JEFFERIES & COMPANY													

Deal No.	Deal Date	Settle Date	Maturity Date	CUSIP	Face Value	Coupon	Purchase Yield	Capital	Capital Accrual	Interest Accrual	Book Value	Market Value *	Unrealized Gain/(Loss)
Issuer / Broker													
UNITED STATES DOLLAR													
Extended Fund													
GOVERNMENT AGENCY													
GOV'T AGY - CALLABLE													
485968	10/28/10	10/28/2010	04/28/2014	3134G1WH3	25,000,000.00	1.2000	1.2000	25,000,000.00	0.00	127,500.00	25,000,000.00	24,663,525.00	(336,475.00)
FREDDIE MAC / JP MORGAN CHASE & CO													
510725	03/11/11	03/11/2011	04/29/2014	3128X8YK2	10,000,000.00	2.7500	2.6369	10,033,630.00	(14,012.50)	15,277.78	10,019,617.50	10,018,270.00	(1,347.50)
FANNIE MAE / JEFFERIES & COMPANY													
480422	09/29/10	09/29/2010	05/13/2014	3136FHQT5	15,000,000.00	2.1250	1.8269	15,155,906.40	(126,673.95)	122,187.50	15,029,232.45	15,032,640.00	3,407.55
FANNIE MAE / CASTLE OAK SECURITIES													
484033	10/19/10	10/19/2010	07/28/2014	31398AYN6	6,770,000.00	3.0000	2.4399	6,905,806.20	(78,855.21)	35,542.50	6,826,950.99	6,826,353.48	(597.51)
FED FARM CR BK / UBS FINANCIAL SERVICES													
472763	08/18/10	08/18/2010	08/18/2014	31331JYD9	40,380,000.00	1.5700	1.5726	40,375,962.00	4,038.00	75,723.72	40,380,000.00	39,925,401.96	(454,598.04)
FANNIE MAE / JEFFERIES & COMPANY													
474046	08/24/10	08/24/2010	08/24/2015	3136FPAD9	25,000,000.00	2.0000	2.0211	24,975,000.00	15,069.44	51,388.89	24,990,069.44	24,965,000.00	(25,069.44)
FREDDIE MAC / CRED SUIS SECURITIES													
474304	08/25/10	08/25/2010	08/25/2015	3134G1RS5	8,400,000.00	2.0000	2.0000	8,400,000.00	0.00	16,800.00	8,400,000.00	8,242,105.20	(157,894.80)
FREDDIE MAC / CRED SUIS SECURITIES													
474305	08/25/10	08/25/2010	08/25/2015	3134G1RS5	50,000,000.00	2.0000	2.0000	50,000,000.00	0.00	100,000.00	50,000,000.00	49,060,150.00	(939,850.00)
FREDDIE MAC / UBS FINANCIAL SERVICES													
474306	08/25/10	08/25/2010	08/25/2015	3134G1RA4	22,640,000.00	2.1250	2.1051	22,661,225.00	(21,225.00)	48,110.00	22,640,000.00	22,294,921.12	(345,078.88)
FANNIE MAE / RBC													
487397	11/04/10	11/04/2010	09/30/2015	3136FPKR7	10,000,000.00	2.0000	1.7690	10,108,000.00	(48,699.39)	555.56	10,059,300.61	9,830,460.00	(228,840.61)
FANNIE MAE / UBS FINANCIAL SERVICES													
484569	10/21/10	10/21/2010	10/21/2015	3136FPQK6	46,450,000.00	1.7500	1.7500	46,450,000.00	0.00	361,277.78	46,450,000.00	45,157,621.65	(1,292,378.35)
Subtotal for GOV'T AGY - CALLABLE:					**930,128,000.00**	**1.1309**	**1.1343**	**930,221,528.75**	**(94,355.35)**	**1,968,237.71**	**930,127,173.40**	**925,238,382.44**	**(4,888,790.96)**
GOV'T AGY - STEP UP													
FREDDIE MAC / CRED SUIS SECURITIES													
510129	03/09/11	03/09/2011	02/25/2013	3134G15B6	39,035,000.00	0.5000	0.4872	39,044,758.75	(1,293.33)	11,927.36	39,043,465.42	39,030,784.22	(12,681.20)
FREDDIE MAC / BARCLAY CAPITAL													
512854	03/23/11	03/23/2011	03/08/2013	3134G15P5	25,000,000.00	0.7000	0.6485	25,021,858.00	(2,331.52)	3,888.89	25,019,526.48	24,966,025.00	(53,501.48)
FANNIE MAE / CANTOR FITZGERALD													
495271	12/20/10	12/20/2010	04/26/2013	3136FMLX0	4,500,000.00	1.1250	1.0085	4,512,136.50	(9,728.46)	14,203.13	4,502,408.04	4,502,776.50	368.46
FREDDIE MAC / CASTLE OAK SECURITIES													
482304	10/07/10	10/07/2010	04/28/2015	3128X97J3	10,000,000.00	2.1250	1.9159	10,090,800.00	(78,602.99)	90,312.50	10,012,197.01	10,012,950.00	752.99
Subtotal for GOV'T AGY - STEP UP:					**78,535,000.00**	**0.8064**	**0.7503**	**78,669,553.25**	**(91,956.30)**	**120,331.88**	**78,577,596.95**	**78,512,535.72**	**(65,061.23)**
Subtotal for GOVERNMENT AGENCY:					**2,114,259,000.00**	**1.3377**	**1.0349**	**2,127,816,370.81**	**(5,457,633.42)**	**6,587,810.71**	**2,122,507,507.58**	**2,124,513,587.74**	**2,006,080.16**
MEDIUM TERM NOTES													
MED TERM NOTE FLOAT FDIC													

Deal No.	Deal Date	Settle Date	Maturity Date	CUSIP	Face Value	Coupon	Purchase Yield	Capital	Capital Accrual	Interest Accrual	Book Value	Market Value *	Unrealized Gain/(Loss)
Issuer / Broker													
UNITED STATES DOLLAR													
Extended Fund													
MEDIUM TERM NOTES													
MED TERM NOTE FLOAT FDIC													
WELLS FARGO BANK / CASTLE OAK SECURITIES													
505816	02/14/11	02/14/2011	12/09/2011	949744AB2	25,000,000.00	1.1595	0.2289	25,190,125.00	(29,348.15)	18,519.79	25,160,776.85	25,165,250.00	4,473.15
Subtotal for MED TERM NOTE FLOAT FDIC:					**25,000,000.00**	**1.1595**	**0.2289**	**25,190,125.00**	**(29,348.15)**	**18,519.79**	**25,160,776.85**	**25,165,250.00**	**4,473.15**
MEDIUM TERM NOTE													
JP MORGAN CHASE & CO / JEFFERIES & COMPANY													
476233	09/07/10	09/07/2010	12/01/2011	481247AA2	25,000,000.00	3.1250	0.4301	25,827,750.00	(380,317.57)	260,416.67	25,447,432.43	25,472,500.00	25,067.57
BERKSHIRE HATHAWAY INC / WELLS FARGO BANK													
495270	12/20/10	12/20/2010	02/10/2012	084670AZ1	4,550,000.00	1.4000	0.6670	4,587,765.00	(9,303.09)	9,024.17	4,578,461.91	4,593,407.00	14,945.09
GENERAL ELEC CAP CORP / CANTOR FITZGERALD													
501981	01/25/11	01/25/2011	08/13/2012	36962G4E1	10,000,000.00	3.5000	1.1931	10,353,200.00	(41,776.34)	46,666.67	10,311,423.66	10,343,400.00	31,976.34
GENERAL ELEC CAP CORP / CANTOR FITZGERALD													
480423	09/29/10	09/29/2010	10/19/2012	36962G3K8	5,000,000.00	5.2500	1.3662	5,392,250.00	(96,472.30)	118,125.00	5,295,777.70	5,324,400.00	28,622.30
GENERAL ELEC CAP CORP / RBC													
480424	09/29/10	09/29/2010	10/19/2012	36962G3K8	15,000,000.00	5.2500	1.3620	16,178,100.00	(289,748.92)	354,375.00	15,888,351.08	15,973,200.00	84,848.92
GENERAL ELEC CAP CORP / BANK OF AMERICA													
484309	10/20/10	10/20/2010	10/19/2012	36962G3K8	5,173,000.00	5.2500	1.2092	5,584,253.50	(92,088.75)	121,457.73	5,492,164.75	5,508,624.24	16,459.49
GENERAL ELEC CAP CORP / JEFFERIES & COMPANY													
489532	11/17/10	11/17/2010	01/08/2013	36962G4H4	11,445,000.00	2.8000	1.4062	11,780,281.28	(58,271.97)	73,883.83	11,722,009.31	11,705,144.85	(16,864.46)
BERKSHIRE HATHAWAY INC / JP MORGAN CHASE & CO													
438125	02/11/10	02/11/2010	02/11/2013	084670AU2	50,000,000.00	2.1250	2.1371	49,982,500.00	6,643.52	147,569.44	49,989,143.52	51,012,500.00	1,023,356.48
BERKSHIRE HATHAWAY INC / JP MORGAN CHASE & CO													
438126	02/11/10	02/11/2010	02/11/2013	084670AU2	20,000,000.00	2.1250	2.1371	19,993,000.00	2,657.41	59,027.78	19,995,657.41	20,405,000.00	409,342.59
WAL-MART STORES INC / WELLS FARGO BANK													
448521	04/09/10	04/09/2010	04/15/2013	931142CL5	5,127,000.00	4.2500	1.9402	5,472,354.72	(111,938.18)	100,474.96	5,360,416.54	5,474,610.60	114,194.06
GENERAL ELEC CAP CORP / JEFFERIES & COMPANY													
474363	08/26/10	08/26/2010	09/20/2013	36962G3F9	9,515,000.00	5.4000	1.8527	10,516,596.48	(195,057.29)	15,699.75	10,321,539.19	10,279,339.95	(42,199.24)
MICROSOFT CORP / WELLS FARGO BANK													
455034	05/13/10	05/13/2010	06/01/2014	594918AB0	10,000,000.00	2.9500	2.1560	10,306,300.00	(66,806.17)	98,333.33	10,239,493.83	10,499,800.00	260,306.17
MICROSOFT CORP / WELLS FARGO BANK													
458212	06/01/10	06/01/2010	06/01/2014	594918AB0	15,000,000.00	2.9500	2.0000	15,545,182.04	(113,579.59)	147,500.00	15,431,602.45	15,749,700.00	318,097.55
Subtotal for MEDIUM TERM NOTE:					**185,810,000.00**	**3.1181**	**1.6364**	**191,519,533.02**	**(1,446,059.24)**	**1,552,554.33**	**190,073,473.78**	**192,341,626.64**	**2,268,152.86**
MEDIUM TERM NOTE FLOATER													
GENERAL ELEC CAP CORP / STIFFEL NICOLAUS, LLC													
475449	09/01/10	09/01/2010	07/27/2012	36962GR89	25,017,000.00	0.4744	0.9414	24,795,999.82	67,413.00	21,097.89	24,863,412.82	24,999,488.10	136,075.28
GENERAL ELEC CAP CORP / JEFFERIES & COMPANY													
486851	11/02/10	11/02/2010	07/27/2012	36962GR89	10,185,000.00	0.4744	0.8881	10,112,197.62	17,251.75	8,589.44	10,129,449.37	10,177,870.50	48,421.13

Deal No.	Deal Date	Settle Date	Maturity Date	CUSIP	Face Value	Coupon	Purchase Yield	Capital	Capital Accrual	Interest Accrual	Book Value	Market Value *	Unrealized Gain/(Loss)
Issuer / Broker													
UNITED STATES DOLLAR													
Extended Fund													
MEDIUM TERM NOTES													
MEDIUM TERM NOTE FLOATER													
GENERAL ELEC CAP CORP / JEFFERIES & COMPANY													
484570	10/21/10	10/21/2010	08/02/2012	36962GX58	4,392,000.00	0.4344	0.9057	4,355,309.23	9,130.42	3,073.67	4,364,439.65	4,385,851.20	21,411.55
GENERAL ELEC CAP CORP / BARCLAYS CAPITAL													
456075	05/19/10	05/19/2010	11/01/2012	36962GZ49	28,456,000.00	0.4344	1.5696	27,675,824.69	275,714.13	20,257.84	27,951,538.82	28,389,412.96	437,874.14
BERKSHIRE HATHAWAY INC / RBC													
465043	07/07/10	07/07/2010	02/11/2013	084670AY4	17,500,000.00	0.7420	0.7093	17,514,770.00	(4,166.69)	17,674.03	17,510,603.31	17,610,075.00	99,471.69
Subtotal for MEDIUM TERM NOTE FLOATER:					**85,550,000.00**	**0.5138**	**1.0947**	**84,454,101.36**	**365,342.61**	**70,692.87**	**84,819,443.97**	**85,562,697.76**	**743,253.79**
MEDIUM TERM NOTE-FDIC													
JP MORGAN CHASE & CO / JEFFERIES & COMPANY													
482782	10/12/10	10/12/2010	12/01/2011	481247AA2	7,618,000.00	3.1250	0.3142	7,860,627.05	(100,254.21)	79,354.17	7,760,372.84	7,761,980.20	1,607.36
JP MORGAN CHASE & CO / JEFFERIES & COMPANY													
484308	10/20/10	10/20/2010	12/01/2011	481247AA2	23,250,000.00	3.1250	0.3143	23,976,012.64	(291,491.36)	242,187.50	23,684,521.28	23,689,425.00	4,903.72
JP MORGAN CHASE & CO / JP MORGAN CHASE & CO													
406412	02/23/09	02/23/2009	06/15/2012	481247AK0	25,000,000.00	2.2000	2.2200	24,984,500.00	9,856.54	161,944.44	24,994,356.54	25,564,000.00	569,643.46
Subtotal for MEDIUM TERM NOTE-FDIC:					**55,868,000.00**	**2.7111**	**1.1671**	**56,821,139.69**	**(381,889.03)**	**483,486.11**	**56,439,250.66**	**57,015,405.20**	**576,154.54**
Subtotal for MEDIUM TERM NOTES:					**352,228,000.00**	**2.2820**	**1.3305**	**357,984,899.07**	**(1,491,953.81)**	**2,125,253.10**	**356,492,945.26**	**360,084,979.60**	**3,592,034.34**
MUNICIPAL DEBT													
MUNI BOND CALLABLE													
OC TRANSPORTATION AUTHORITY / OCTA													
495288	12/19/10	12/19/2010	08/15/2013	68441MAF2	75,000,000.00	1.5500	1.5502	75,000,000.00	0.00	144,509.67	75,000,000.00	75,000,000.00	0.00
OC TRANSPORTATION AUTHORITY / OCTA													
495289	12/19/10	12/19/2010	08/15/2013	68441MAG0	25,000,000.00	1.5500	1.5502	25,000,000.00	0.00	48,169.89	25,000,000.00	25,000,000.00	0.00
Subtotal for MUNI BOND CALLABLE:					**100,000,000.00**	**1.5500**	**1.5502**	**100,000,000.00**	**0.00**	**192,679.56**	**100,000,000.00**	**100,000,000.00**	**0.00**
MUNI REFUNDED BOND													
WIS BADGER TOBACCO ASSET SEC. CORP. / D.A. DAVIDSON & CO													
413966	09/25/09	09/28/2009	06/01/2011	056559AG2	1,350,000.00	5.7500	1.0504	1,455,043.50	(94,591.41)	25,875.00	1,360,452.09	1,362,231.00	1,778.91
Subtotal for MUNI REFUNDED BOND:					**1,350,000.00**	**5.7500**	**1.0504**	**1,455,043.50**	**(94,591.41)**	**25,875.00**	**1,360,452.09**	**1,362,231.00**	**1,778.91**
ORANGE COUNTY POB 2011A													
COUNTY OF ORANGE / COUNTY OF ORANGE													
511021	03/15/11	03/24/2011	04/07/2011	68428LCP7	148,987,578.52	1.8200	1.8200	148,987,578.52	0.00	60,257.20	148,987,578.52	148,987,578.52	0.00
Subtotal for ORANGE COUNTY POB 2011A:					**148,987,578.52**	**1.8200**	**1.8200**	**148,987,578.52**	**0.00**	**60,257.20**	**148,987,578.52**	**148,987,578.52**	**0.00**
Subtotal for MUNICIPAL DEBT:					**250,337,578.52**	**1.7333**	**1.7081**	**250,442,622.02**	**(94,591.41)**	**278,811.76**	**250,348,030.61**	**250,349,809.52**	**1,778.91**
TREASURIES													

Deal No.	Deal Date	Settle Date	Maturity Date	CUSIP	Face Value	Coupon	Purchase Yield	Capital	Capital Accrual	Interest Accrual	Book Value	Market Value *	Unrealized Gain/(Loss)
Issuer / Broker													
UNITED STATES DOLLAR													
Extended Fund													
TREASURIES													
TREASURY BOND													
US TREASURY N/B / BARCLAY CAPITAL													
513656	03/28/11	03/28/2011	01/31/2012	912828MJ6	25,000,000.00	0.8750	0.2639	25,128,906.25	(1,668.69)	2,417.13	25,127,237.56	25,125,000.00	(2,237.56)
US TREASURY N/B / UBS FINANCIAL SERVICES													
514321	03/31/11	03/31/2011	01/31/2012	912828MJ6	5,000,000.00	0.8750	0.2625	5,025,585.94	(83.61)	120.86	5,025,502.33	5,025,000.00	(502.33)
US TREASURY N/B / DEUTSCHE													
504053	02/04/11	02/04/2011	03/15/2012	912828KG4	500,000.00	1.3750	0.3739	505,527.34	(764.27)	317.60	504,763.07	505,000.00	236.93
US TREASURY N/B / UBS FINANCIAL SERVICES													
505876	02/15/11	02/15/2011	03/15/2012	912828KG4	20,000,000.00	1.3750	0.3785	20,214,062.50	(24,448.76)	12,703.80	20,189,613.74	20,200,000.00	10,386.26
US TREASURY N/B / JP MORGAN CHASE & CO													
513657	03/28/11	03/28/2011	05/31/2012	912828NE6	50,000,000.00	0.7500	0.3900	50,210,937.50	(1,962.21)	4,120.88	50,208,975.29	50,210,937.50	1,962.21
Subtotal for TREASURY BOND:					**100,500,000.00**	**0.9148**	**0.3499**	**101,085,019.53**	**(28,927.54)**	**19,680.27**	**101,056,091.99**	**101,065,937.50**	**9,845.51**
Subtotal for TREASURIES:					**100,500,000.00**	**0.9148**	**0.3499**	**101,085,019.53**	**(28,927.54)**	**19,680.27**	**101,056,091.99**	**101,065,937.50**	**9,845.51**
Total Extended Fund :					**3,057,082,578.52**	**1.3870**	**1.0487**	**3,077,074,172.51**	**(7,073,815.75)**	**9,117,562.52**	**3,070,150,469.04**	**3,075,751,344.29**	**5,600,875.25**
Net Asset Value (NAV):													**1.001824**
Total Investments:					**6,464,423,502.27**	**0.8722**	**0.6454**	**6,487,540,929.56**	**(8,195,405.45)**	**10,783,437.11**	**6,479,535,707.93**	**6,486,216,152.64**	**6,680,444.71**

* Market values provided by Bloomberg

* Market values provided by Bloomberg

Report Parameters

Deals [Settlement Date] <= 31-Mar-2011
Deals [Entity Name] include list County Money Mkt Fnd, Educational Money Mkt Fnd, Extended Fund, OC Extended Fund B
Bank Accounts [Account Name] include list BLACKROCK TEMPFUND-COUNTY MMF, BLACKROCK TEMPFUND-EDU...

ORANGE COUNTY TREASURER-TAX COLLECTOR

Investment Inventory with Market Value by Entity & Instrument

John Wayne Airport Investment Pool/Non-Pooled Investments

Run Date: 05-Apr-2011 04:19 pm
Print Date: 05-Apr-2011
As at date: 05-Apr-2011

User: uphan

As of 31-Mar-2011

Deal No.	Deal Date	Settle Date	Maturity Date	CUSIP	Face Value	Coupon	Purchase Yield	Capital	Capital Accrual	Interest Accrual	Book Value	Market Value *	Unrealized Gain/(Loss)
Issuer / Broker													
UNITED STATES DOLLAR													
112-County Infrastructure													
FUNDS													
AIM - 112 COUNTY INFRASTRUCTURE													
			03/31/2011		5,047,909.18		0.0264	5,047,909.18	0.00	0.00	5,047,909.18	5,047,909.18	0.00
Subtotal for FUNDS:					**5,047,909.18**		**0.0264**	**5,047,909.18**	**0.00**	**0.00**	**5,047,909.18**	**5,047,909.18**	**0.00**
Total 112-County Infrastructure :					**5,047,909.18**		**0.0264**	**5,047,909.18**	**0.00**	**0.00**	**5,047,909.18**	**5,047,909.18**	**0.00**
Net Asset Value (NAV):													**1.000000**
15B-Housing 99A & 99B													
GOVERNMENT AGENCY													
MBS PASSTHROUGH													
GINNIE MAE /													
383458	03/25/09	03/23/2011	04/20/2011	36210RYF1	124,640.90	6.2500	6.2500	124,640.90	0.00	173.11	124,640.90	124,640.90	0.00
Subtotal for MBS PASSTHROUGH:					**124,640.90**	**6.2500**	**6.2500**	**124,640.90**	**0.00**	**173.11**	**124,640.90**	**124,640.90**	**0.00**
Subtotal for GOVERNMENT AGENCY:					**124,640.90**	**6.2500**	**6.2500**	**124,640.90**	**0.00**	**173.11**	**124,640.90**	**124,640.90**	**0.00**
Total 15B-Housing 99A & 99B :					**124,640.90**	**6.2500**	**6.2500**	**124,640.90**	**0.00**	**173.11**	**124,640.90**	**124,640.90**	**0.00**
Net Asset Value (NAV):													**1.000000**
283-John Wayne Airport													
FUNDS													
BLACKROCK TEMPFUND - JWA MMF													
			03/31/2011		240,492.20		0.1500	240,492.20	0.00	0.00	240,492.20	240,492.20	0.00
GOLDMAN SACHS - JWA MMF													
			04/04/2011		1,817,906.95		0.0400	1,817,906.95	0.00	0.00	1,817,906.95	1,817,906.95	0.00
Subtotal for FUNDS:					**2,058,399.15**		**0.0529**	**2,058,399.15**	**0.00**	**0.00**	**2,058,399.15**	**2,058,399.15**	**0.00**
CERTIFICATES OF DEPOSIT													
YANKEE CD													
BNP PARIBAS FINANCE / BNP PARIBAS													
505574	02/11/11	02/11/2011	05/11/2011	05572NAG1	2,000,000.00	0.3300	0.3300	2,000,000.00	0.00	898.34	2,000,000.00	2,000,000.00	0.00
Subtotal for YANKEE CD:					**2,000,000.00**	**0.3300**	**0.3300**	**2,000,000.00**	**0.00**	**898.34**	**2,000,000.00**	**2,000,000.00**	**0.00**
YANKEE CD FLOATER													
ROYAL BANK OF CANADA / RBC													
505811	02/14/11	02/14/2011	10/04/2011	78009JU52	1,250,000.00	0.3028	0.2776	1,250,200.00	(39.66)	483.66	1,250,160.34	1,250,442.50	282.16
RABOBANK NEDERLAND NV NY / BARCLAY CAPITAL													
511797	03/17/11	03/17/2011	10/21/2011	74977MNS0	600,000.00	0.3335	0.2954	600,141.60	(9.74)	61.14	600,131.86	599,948.16	(183.70)
TORONTO DOMINION BANK NY / TDSI													

Deal No.	Deal Date	Settle Date	Maturity Date	CUSIP	Face Value	Coupon	Purchase Yield	Capital	Capital Accrual	Interest Accrual	Book Value	Market Value *	Unrealized Gain/(Loss)
Issuer / Broker													
UNITED STATES DOLLAR													
283-John Wayne Airport													
CERTIFICATES OF DEPOSIT													
YANKEE CD FLOATER													
485945	10/28/10	10/28/2010	10/28/2011	89112YME0	2,000,000.00	0.3182	0.3182	2,000,000.00	0.00	70.72	2,000,000.00	2,000,544.00	544.00
RABOBANK NEDERLAND NV NY / UBS FINANCIAL SERVICES													
513644	03/28/11	03/28/2011	04/24/2012	74977MUM5	1,500,000.00	0.3433	0.3433	1,500,000.00	0.00	57.21	1,500,000.00	1,500,000.00	0.00
Subtotal for YANKEE CD FLOATER:					**5,350,000.00**	**0.3234**	**0.3132**	**5,350,341.60**	**(49.40)**	**672.73**	**5,350,292.20**	**5,350,934.66**	**642.46**
Subtotal for CERTIFICATES OF DEPOSIT:					**7,350,000.00**	**0.3252**	**0.3178**	**7,350,341.60**	**(49.40)**	**1,571.07**	**7,350,292.20**	**7,350,934.66**	**642.46**
COMMERCIAL PAPER HOLDINGS													
COMMERCIAL PAPER													
COCA-COLA CO / BANK OF AMERICA													
498114	01/05/11	01/05/2011	04/05/2011	19121BR50	300,000.00		0.2500	299,812.50	0.00	179.17	299,991.67	299,994.30	2.63
CHEVRON CORP / CHEVRON													
509900	03/09/11	03/09/2011	04/07/2011	1667T1R78	2,000,000.00		0.1300	1,999,790.56	0.00	166.11	1,999,956.67	1,999,956.00	(0.67)
WAL-MART STORES INC / CITIGROUP GLOBAL MARKETS													
513629	03/28/11	03/28/2011	04/27/2011	93114FRT3	1,000,000.00		0.1500	999,875.00	0.00	16.67	999,891.67	999,863.00	(28.67)
PRIVATE EXPORT FUND CORP / BANK OF AMERICA													
470396	08/05/10	08/05/2010	05/02/2011	7426M5S21	800,000.00		0.4500	797,300.00	0.00	2,390.00	799,690.00	799,814.40	124.40
NESTLE CAPITAL CORP / CRED SUIS SECURITIES													
508509	03/01/11	03/01/2011	05/02/2011	64105HS29	2,000,000.00		0.1600	1,999,448.89	0.00	275.56	1,999,724.45	1,999,656.00	(68.45)
Subtotal for COMMERCIAL PAPER:					**6,100,000.00**	**0.0000**	**0.1910**	**6,096,226.95**	**0.00**	**3,027.51**	**6,099,254.46**	**6,099,283.70**	**29.24**
Subtotal for COMMERCIAL PAPER HOLDINGS:					**6,100,000.00**		**0.1910**	**6,096,226.95**	**0.00**	**3,027.51**	**6,099,254.46**	**6,099,283.70**	**29.24**
GOVERNMENT AGENCY													
DISCOUNT NOTES													
FHLB DISC CORP / RBC													
510417	03/10/11	03/10/2011	04/06/2011	313384DZ9	900,000.00		0.0800	899,946.00	0.00	44.00	899,990.00	899,986.50	(3.50)
FHLB DISC CORP / BARCLAYS CAPITAL													
510416	03/10/11	03/10/2011	04/08/2011	313384EB1	402,000.00		0.1000	401,967.62	0.00	24.56	401,992.18	401,991.96	(0.22)
FHLB DISC CORP / GOLDMAN SACHS GROUP INC													
514245	03/30/11	03/30/2011	04/13/2011	313384EG0	1,295,000.00		0.0450	1,294,977.34	0.00	3.24	1,294,980.58	1,294,954.68	(25.90)
FHLB DISC CORP / DEUTSCHE													
510414	03/10/11	03/10/2011	04/15/2011	313384EJ4	350,000.00		0.0820	349,971.30	0.00	17.54	349,988.84	349,985.65	(3.19)
FNMA DISCOUNT / CRED SUIS FIRST BOST NY													
510415	03/10/11	03/10/2011	04/20/2011	313588EP6	1,267,000.00		0.0850	1,266,877.35	0.00	65.81	1,266,943.16	1,266,930.32	(12.84)
FNMA DISCOUNT / CITIGROUP GLOBAL MARKETS													
510412	03/10/11	03/10/2011	05/02/2011	313588FB6	100,000.00		0.1200	99,982.33	0.00	7.33	99,989.66	99,991.00	1.34
FREDDIE DISCOUNT / BARCLAYS CAPITAL													

Deal No.	Deal Date	Settle Date	Maturity Date	CUSIP	Face Value	Coupon	Purchase Yield	Capital	Capital Accrual	Interest Accrual	Book Value	Market Value *	Unrealized Gain/(Loss)
Issuer / Broker													
UNITED STATES DOLLAR													
283-John Wayne Airport													
GOVERNMENT AGENCY													
DISCOUNT NOTES													
510411	03/10/11	03/10/2011	05/03/2011	313396FC2	400,000.00		0.1100	399,934.00	0.00	26.89	399,960.89	399,962.80	1.91
FNMA DISCOUNT / DEUTSCHE													
510413	03/10/11	03/10/2011	05/09/2011	313588FJ9	679,000.00		0.0910	678,897.02	0.00	37.76	678,934.78	678,924.63	(10.15)
FREDDIE DISCOUNT / RBC													
510775	03/14/11	03/14/2011	05/09/2011	313396FJ7	973,000.00		0.1300	972,803.24	0.00	63.24	972,866.48	972,892.00	25.52
Subtotal for DISCOUNT NOTES:					**6,366,000.00**	**0.0000**	**0.0866**	**6,365,356.20**	**0.00**	**290.37**	**6,365,646.57**	**6,365,619.54**	**(27.03)**
GOVT AGENCY-FIX-30/360													
FANNIE MAE / JP MORGAN CHASE & CO													
507413	02/24/11	02/24/2011	04/15/2011	31359MM26	1,000,000.00	5.1250	0.1500	1,007,046.79	(5,112.38)	5,267.36	1,001,934.41	1,006,940.00	5,005.59
FED HM LN BK BD / BNP PARIBAS													
514316	03/31/11	03/31/2011	05/06/2011	3133XVDU2	1,000,000.00	0.8000	0.1103	1,000,667.00	0.00	0.00	1,000,667.00	1,001,114.00	447.00
FANNIE MAE / BNP PARIBAS													
514315	03/31/11	03/31/2011	05/19/2011	31398ARH7	1,500,000.00	3.3750	0.1098	1,506,522.00	0.00	0.00	1,506,522.00	1,551,757.50	45,235.50
FED HM LN BK BD / BNP PARIBAS													
511526	03/16/11	03/16/2011	05/20/2011	3133XQQQ8	2,100,000.00	2.6250	0.1130	2,109,366.00	(2,195.16)	2,296.88	2,107,170.84	2,154,005.70	46,834.86
FED HM LN BK BD / WELLS FARGO BANK													
498052	01/04/11	01/04/2011	06/10/2011	3133XLHQ9	500,000.00	5.3750	0.2194	511,155.00	(6,221.06)	6,494.79	504,933.94	504,817.00	(116.94)
FANNIE MAE / JEFFERIES & COMPANY													
495507	12/21/10	12/21/2010	01/09/2012	31398AUU4	300,000.00	2.0000	0.4262	304,940.89	(1,307.11)	1,366.67	303,633.78	303,690.00	56.22
FED FARM CR BK / CASTLE OAK SECURITIES													
506864	02/18/11	02/18/2011	03/05/2012	31331JGD9	100,000.00	0.9500	0.4545	100,517.00	(58.97)	68.61	100,458.03	100,641.00	182.97
Subtotal for GOVT AGENCY-FIX-30/360:					**6,500,000.00**	**3.0588**	**0.1454**	**6,540,214.68**	**(14,894.68)**	**15,494.31**	**6,525,320.00**	**6,622,965.20**	**97,645.20**
GOVT AGENCY-FLOAT-30/360													
FED FARM CR BK / CASTLE OAK SECURITIES													
487405	11/04/10	11/04/2010	11/04/2011	31331JZ30	1,000,000.00	0.1500	0.2500	1,000,000.00	0.00	221.67	1,000,000.00	999,700.70	(299.30)
Subtotal for GOVT AGENCY-FLOAT-30/360:					**1,000,000.00**	**0.1500**	**0.2500**	**1,000,000.00**	**0.00**	**221.67**	**1,000,000.00**	**999,700.70**	**(299.30)**
GOVT AGENCY-FLOAT-ACT/360													
FANNIE MAE / BARCLAY CAPITAL													
512326	03/21/11	03/21/2011	05/13/2011	31398AXH0	1,000,000.00	0.1920	0.1397	1,000,077.00	(15.98)	58.67	1,000,061.02	1,000,080.00	18.98
FED FARM CR BK / CASTLE OAK SECURITIES													
490429	11/22/10	11/22/2010	07/20/2011	31331GC31	1,475,000.00	0.3435	0.2320	1,476,087.08	(588.84)	168.89	1,475,498.24	1,475,929.25	431.01
FED HM LN BK BD / CASTLE OAK SECURITIES													
475642	09/01/10	09/01/2010	09/15/2011	3133XXMM6	1,000,000.00	0.2050	0.2244	999,798.00	112.99	96.81	999,910.99	1,000,004.00	93.01
FREDDIE MAC / CASTLE OAK SECURITIES													
509435	03/07/11	03/07/2011	09/19/2011	3128X9Z86	875,000.00	0.2135	0.2026	875,050.75	(6.47)	67.46	875,044.28	874,916.00	(128.28)

Deal No.	Deal Date	Settle Date	Maturity Date	CUSIP	Face Value	Coupon	Purchase Yield	Capital	Capital Accrual	Interest Accrual	Book Value	Market Value *	Unrealized Gain/(Loss)
Issuer / Broker													
UNITED STATES DOLLAR													
283-John Wayne Airport													
GOVERNMENT AGENCY													
GOVT AGENCY-FLOAT-ACT/360													
FED HM LN BK BD / DEUTSCHE													
504058	02/04/11	02/04/2011	02/02/2012	313372KR4	1,000,000.00	0.2100	0.2700	1,000,000.00	0.00	292.69	1,000,000.00	1,000,000.00	0.00
FED FARM CR BK / CASTLE OAK SECURITIES													
505812	02/14/11	02/14/2011	02/22/2012	31331XQN5	1,500,000.00	0.1435	0.2259	1,498,837.30	143.39	59.79	1,498,980.69	1,498,920.00	(60.69)
Subtotal for GOVT AGENCY-FLOAT-ACT/360:					**6,850,000.00**	**0.2213**	**0.2179**	**6,849,850.13**	**(354.91)**	**744.31**	**6,849,495.22**	**6,849,849.25**	**354.03**
GOVT AGENCY-FLOAT-ACT/ACT													
FED FARM CR BK / JEFFERIES & COMPANY													
473799	08/23/10	08/23/2010	09/16/2011	31331JHG1	3,000,000.00	0.2120	0.2225	3,000,000.00	0.00	289.57	3,000,000.00	2,999,886.30	(113.70)
Subtotal for GOVT AGENCY-FLOAT-ACT/ACT:					**3,000,000.00**	**0.2120**	**0.2225**	**3,000,000.00**	**0.00**	**289.57**	**3,000,000.00**	**2,999,886.30**	**(113.70)**
GOV'T AGY - CALLABLE													
FED HM LN BK BD / DEUTSCHE													
485963	10/28/10	10/28/2010	11/15/2011	313371FL5	480,000.00	0.3400	0.4061	479,668.80	331.20	693.60	480,000.00	480,000.00	0.00
FED HM LN BK BD / DEUTSCHE													
485964	10/28/10	10/28/2010	11/15/2011	313371FL5	1,500,000.00	0.3400	0.3400	1,500,000.00	0.00	2,167.50	1,500,000.00	1,500,000.00	0.00
Subtotal for GOV'T AGY - CALLABLE:					**1,980,000.00**	**0.3400**	**0.3560**	**1,979,668.80**	**331.20**	**2,861.10**	**1,980,000.00**	**1,980,000.00**	**0.00**
Subtotal for GOVERNMENT AGENCY:					**25,696,000.00**	**0.8895**	**0.1795**	**25,735,089.81**	**(14,918.39)**	**19,901.33**	**25,720,461.79**	**25,818,020.99**	**97,559.20**
MEDIUM TERM NOTES													
MEDIUM TERM NOTE													
BERKSHIRE HATHAWAY INC / CRED SUIS SECURITIES													
508609	03/02/11	03/02/2011	02/10/2012	084670AZ1	1,000,000.00	1.4000	0.3876	1,009,478.00	(813.20)	1,127.78	1,008,664.80	1,009,540.00	875.20
BERKSHIRE HATHAWAY INC / BARCLAY CAPITAL													
513136	03/25/11	03/25/2011	02/10/2012	084670AZ1	1,000,000.00	1.4000	0.4086	1,008,649.33	(164.75)	233.33	1,008,484.58	1,009,540.00	1,055.42
GENERAL ELEC CAP CORP / WELLS FARGO BANK													
500509	01/18/11	01/18/2011	02/15/2012	36962GXS8	1,000,000.00	5.8750	0.7458	1,054,810.00	(10,338.84)	7,506.94	1,044,471.16	1,046,710.00	2,238.84
Subtotal for MEDIUM TERM NOTE:					**3,000,000.00**	**2.8917**	**0.5140**	**3,072,937.33**	**(11,316.79)**	**8,868.05**	**3,061,620.54**	**3,065,790.00**	**4,169.46**
MEDIUM TERM NOTE FLOATER													
GENERAL ELEC CAP CORP / RBC													
501413	01/21/11	01/21/2011	04/18/2011	36962G2R4	1,000,000.00	0.3731	0.2812	1,000,222.00	(178.62)	725.54	1,000,043.38	1,000,160.00	116.62
Subtotal for MEDIUM TERM NOTE FLOATER:					**1,000,000.00**	**0.3731**	**0.2812**	**1,000,222.00**	**(178.62)**	**725.54**	**1,000,043.38**	**1,000,160.00**	**116.62**
Subtotal for MEDIUM TERM NOTES:					**4,000,000.00**	**2.2620**	**0.4558**	**4,073,159.33**	**(11,495.41)**	**9,593.59**	**4,061,663.92**	**4,065,950.00**	**4,286.08**
MUNICIPAL DEBT													
MUNI BOND VAR-TRIBOROUGH													

ORANGE COUNTY TREASURER-TAX COLLECTOR

Investment Inventory with Market Value by Entity & Instrument

John Wayne Airport Investment Pool/Non-Pooled Investments

As of 31-Mar-2011

Deal No.	Deal Date	Settle Date	Maturity Date	CUSIP	Face Value	Coupon	Purchase Yield	Capital	Capital Accrual	Interest Accrual	Book Value	Market Value *	Unrealized Gain/(Loss)
Issuer / Broker													
UNITED STATES DOLLAR													
283-John Wayne Airport													
MUNICIPAL DEBT													
MUNI BOND VAR-TRIBOROUGH													
TRIBOROUGH BRDG & TUNL AUTH / JP MORGAN CHASE & CO													
438983	02/19/10	03/30/2011	04/06/2011	89602NJY1	1,355,000.00	0.3200	0.3200	1,355,000.00	0.00	977.82	1,355,000.00	1,355,000.00	0.00
Subtotal for MUNI BOND VAR-TRIBOROUGH:					**1,355,000.00**	**0.3200**	**0.3200**	**1,355,000.00**	**0.00**	**977.82**	**1,355,000.00**	**1,355,000.00**	**0.00**
Subtotal for MUNICIPAL DEBT:					**1,355,000.00**	**0.3200**	**0.3200**	**1,355,000.00**	**0.00**	**977.82**	**1,355,000.00**	**1,355,000.00**	**0.00**
TREASURIES													
TREASURY BOND													
US TREASURY N/B / BARCLAY CAPITAL													
513138	03/25/11	03/25/2011	04/04/2011	912828LF5	1,000,000.00	1.1179	0.0983	1,002,716.54	(196.04)	2,637.09	1,002,520.50	1,002,500.00	(20.50)
Subtotal for TREASURY BOND:					**1,000,000.00**	**1.1179**	**0.0983**	**1,002,716.54**	**(196.04)**	**2,637.09**	**1,002,520.50**	**1,002,500.00**	**(20.50)**
TREASURY STRIPS													
US TREASURY N/B / BARCLAY CAPITAL													
511800	03/17/11	03/17/2011	05/15/2011	912833JW1	2,000,000.00		0.1116	1,999,640.00	91.53	0.00	1,999,731.53	1,999,679.24	(52.29)
Subtotal for TREASURY STRIPS:					**2,000,000.00**	**0.0000**	**0.1116**	**1,999,640.00**	**91.53**	**0.00**	**1,999,731.53**	**1,999,679.24**	**(52.29)**
Subtotal for TREASURIES:					**3,000,000.00**	**0.3726**	**0.1072**	**3,002,356.54**	**(104.51)**	**2,637.09**	**3,002,252.03**	**3,002,179.24**	**(72.79)**
Total 283-John Wayne Airport :					**49,559,399.15**	**0.7233**	**0.2179**	**49,670,573.38**	**(26,567.71)**	**37,708.41**	**49,647,323.55**	**49,749,767.74**	**102,444.19**
Net Asset Value (NAV):													**1.002063**
482-Spcl Mello Roos Res													
FUNDS													
AIM - 482-SPCL MELLO ROOS RES													
			03/31/2011		7,979,140.84		0.0264	7,979,140.84	0.00	0.00	7,979,140.84	7,979,140.84	0.00
Subtotal for FUNDS:					**7,979,140.84**		**0.0264**	**7,979,140.84**	**0.00**	**0.00**	**7,979,140.84**	**7,979,140.84**	**0.00**
Total 482-Spcl Mello Roos Res :					**7,979,140.84**		**0.0264**	**7,979,140.84**	**0.00**	**0.00**	**7,979,140.84**	**7,979,140.84**	**0.00**
Net Asset Value (NAV):													**1.000000**
483-Rancho Margarita CFD													
FUNDS													
AIM - 483 RANCHO MARGARITA CFD													
			03/31/2011		142,414.47		0.0265	142,414.47	0.00	0.00	142,414.47	142,414.47	0.00
Subtotal for FUNDS:					**142,414.47**		**0.0265**	**142,414.47**	**0.00**	**0.00**	**142,414.47**	**142,414.47**	**0.00**
Total 483-Rancho Margarita CFD :					**142,414.47**		**0.0265**	**142,414.47**	**0.00**	**0.00**	**142,414.47**	**142,414.47**	**0.00**

Deal No.	Deal Date	Settle Date	Maturity Date	CUSIP	Face Value	Coupon	Purchase Yield	Capital	Capital Accrual	Interest Accrual	Book Value	Market Value *	Unrealized Gain/(Loss)
Issuer / Broker													
UNITED STATES DOLLAR													
Net Asset Value (NAV):													1.000000
494-Aliso Viejo 88-1 DS													
FUNDS													
AIM - 494 ALISO VIEJO 88-1-DS													
			03/31/2011		63,230.35		0.0257	63,230.35	0.00	0.00	63,230.35	63,230.35	0.00
Subtotal for FUNDS:					**63,230.35**		**0.0257**	**63,230.35**	**0.00**	**0.00**	**63,230.35**	**63,230.35**	**0.00**
Total 494-Aliso Viejo 88-1 DS :					**63,230.35**		**0.0257**	**63,230.35**	**0.00**	**0.00**	**63,230.35**	**63,230.35**	**0.00**
Net Asset Value (NAV):													1.000000
497-Lomas Laguna 88-2 C													
FUNDS													
AIM - 497-LOMAS LAGUNA 88-2 C													
			03/31/2011		392,389.67		0.0266	392,389.67	0.00	0.00	392,389.67	392,389.67	0.00
Subtotal for FUNDS:					**392,389.67**		**0.0266**	**392,389.67**	**0.00**	**0.00**	**392,389.67**	**392,389.67**	**0.00**
Total 497-Lomas Laguna 88-2 C :					**392,389.67**		**0.0266**	**392,389.67**	**0.00**	**0.00**	**392,389.67**	**392,389.67**	**0.00**
Net Asset Value (NAV):													1.000000
505-Foothill Rnch 87-4 DS													
REPURCHASE AGREEMENTS													
BAYERISCHE LANDESBK-REPO													
BAYERISCHE LANDESBK GIRO /													
26091	07/24/97	07/24/1997	08/15/2019		1,081,500.00	6.2000	0.0000	1,081,500.00	0.00	8,567.88	1,081,500.00	1,081,500.00	0.00
Subtotal for BAYERISCHE LANDESBK-REPO:					**1,081,500.00**	**6.2000**	**0.0000**	**1,081,500.00**	**0.00**	**8,567.88**	**1,081,500.00**	**1,081,500.00**	**0.00**
Subtotal for REPURCHASE AGREEMENTS:					**1,081,500.00**	**6.2000**	**0.0000**	**1,081,500.00**	**0.00**	**8,567.88**	**1,081,500.00**	**1,081,500.00**	**0.00**
Total 505-Foothill Rnch 87-4 DS :					**1,081,500.00**	**6.2000**	**0.0000**	**1,081,500.00**	**0.00**	**8,567.88**	**1,081,500.00**	**1,081,500.00**	**0.00**
Net Asset Value (NAV):													1.000000
510-Baker Rnch 87-6 Const													
FUNDS													
AIM - 510-BAKER RNCH 87-6 CONST													
			03/31/2011		525,632.93		0.0264	525,632.93	0.00	0.00	525,632.93	525,632.93	0.00
Subtotal for FUNDS:					**525,632.93**		**0.0264**	**525,632.93**	**0.00**	**0.00**	**525,632.93**	**525,632.93**	**0.00**
Total 510-Baker Rnch 87-6 Const :					**525,632.93**		**0.0264**	**525,632.93**	**0.00**	**0.00**	**525,632.93**	**525,632.93**	**0.00**
Net Asset Value (NAV):													1.000000

ORANGE COUNTY TREASURER-TAX COLLECTOR

Run Date: 05-Apr-2011 04:19 pm
Print Date: 05-Apr-2011
As at date: 05-Apr-2011

Investment Inventory with Market Value by Entity & Instrument
John Wayne Airport Investment Pool/Non-Pooled Investments

User: uphan

As of 31-Mar-2011

Deal No.	Deal Date	Settle Date	Maturity Date	CUSIP	Face Value	Coupon	Purchase Yield	Capital	Capital Accrual	Interest Accrual	Book Value	Market Value *	Unrealized Gain/(Loss)
Issuer / Broker													
UNITED STATES DOLLAR													
514-Sta Teresita 87-9 Con													
FUNDS													
AIM - 514-STA TERESITA 87-9 CON													
		03/31/2011			63,030.87		0.0256	63,030.87	0.00	0.00	63,030.87	63,030.87	0.00
Subtotal for FUNDS:					**63,030.87**		**0.0256**	**63,030.87**	**0.00**	**0.00**	**63,030.87**	**63,030.87**	**0.00**
Total 514-Sta Teresita 87-9 Con :					**63,030.87**		**0.0256**	**63,030.87**	**0.00**	**0.00**	**63,030.87**	**63,030.87**	**0.00**
Net Asset Value (NAV):													**1.000000**
Total Investments:					**64,979,288.36**	**0.6668**	**0.1840**	**65,090,462.59**	**(26,567.71)**	**46,449.40**	**65,067,212.76**	**65,169,656.95**	**102,444.19**

* Market values provided by Bloomberg

* Market values provided by Bloomberg

Report Parameters

Deals [Settlement Date] <= 31-Mar-2011
Deals [Entity Name] include list 100-County General, 112-County Infrastructure, 118-Sheriff RNSP, 145-Revenue Neutrality Fd , 15B-Housing 99A & 99B, 225-Children & Families, 283-John Wayne Airport, 479-Ladera CF...

COUNTY OF ORANGE
CEO / PUBLIC FINANCE DEPARTMENT
INVENTORY OF INVESTMENTS WITH TRUSTEES
SUMMARY BY INVESTMENT TYPE
March 31, 2011

DESCRIPTION	PURCHASE DATE	MATURITY DATE	CUSIP #	INTEREST RATE	BOOK VALUE	MARKET VALUE	ACCRUED INTEREST
MONEY MARKET FUNDS							
AIM STIT TREAS PORTFOLIO				VARIABLE	$ 620,530	$ 620,530	$ 11
FEDERATED AUTOMATED GOV CSH				VARIABLE	4,605	4,605	-
FEDERATED US TREASURY CASH				VARIABLE	4	4	-
FEDERATED GOVT OBLIG TAX MANG				VARIABLE	110,837	110,837	1
FIRST AMERICAN GOV'T OBLIGATION				VARIABLE	23,138,448	23,138,448	-
FIRST AMERICAN PRIME OBLIGATION				VARIABLE	37,812,365	37,812,365	-
FIRST AMERICAN TREAS OBLIGATION				VARIABLE	596	596	-
GS FIN SQ MM FUND ADMIN				VARIABLE	3,038,673	3,038,673	21
FE PRIME VALUE OBL INST CAP				VARIABLE	-	-	1,125
US BANK MMKT 4 -CT				VARIABLE	1,583	1,583	0
WELLS FARGO ADVANTAGE TREASURY				VARIABLE	45,595,663	45,595,663	377
SUB-TOTAL MONEY MARKET FUNDS					110,323,302	110,323,302	1,535
INVESTMENT AGREEMENTS							
FGIC CAPITAL MARKET SERVICES	12/15/00	11/02/18		VARIABLE	1,937,563	1,937,563	2,145
NATIXIS FUNDING CORP.	10/25/05	06/01/15		VARIABLE	13,367,583	13,367,583	6,314
NATIXIS FUNDING CORP.	11/22/05	01/17/17		5.005%	18,561,507	18,561,507	232,251
SUB-TOTAL INVESTMENT AGREEMENTS					33,866,653	33,866,653	240,709
US TREASURIES							
U.S. TREASURY BOND	06/01/95	11/15/18	912810EB0	9.00%	2,558,237	3,187,080	75,904
U.S. TREASURY STRIPPED	11/15/96	11/15/18	912803AP8	0.00%	10,458	55,278	-
U.S. TREASURY STRIPPED	06/01/95	11/15/18	912833KT6	0.00%	43,923	231,002	-
U.S. TREASURY BILL	11/26/10	05/26/11	9127952S9		7,205,305	7,414,407	3,411
SUB-TOTAL US TREASURIES					9,817,924	10,887,766	79,315
GOVERNMENT SECURITIES							
FED NATL MTG ASSN DISC NTS	06/22/00	09/01/16			57,437,176	103,084,252	6,762,826
FED NATL MTG ASSN DISC NTS	06/22/00	09/01/21			52,279,425	74,518,103	604,331
FED NATL MTG ASSN DISC NTS	12/01/10	06/01/11			7,173,392	7,331,900	106,698
SUB-TOTAL US GOVERNMENT SECURITIES					116,889,993	184,934,255	7,473,854
TOTAL OF INVESTMENTS WITH TRUSTEES					$ 270,897,871	$ 340,011,976	$ 7,795,413

Note: Investment balances with trustee provided by County Executive Office - Public Finance Accounting

COUNTY OF ORANGE
CEO / PUBLIC FINANCE DEPARTMENT
INVENTORY OF INVESTMENTS WITH TRUSTEES
March 31, 2011

	TRUSTEE	INVESTMENT TYPE	PURCHASE DATE	MATURITY DATE	DESCRIPTION	CUSIP #	INTEREST RATE	BOOK VALUE	MARKET VALUE	ACCRUED INTEREST
CERTIFICATES OF PARTICIPATION										
1991 CIVIC CENTER PKG REF		MONEY MARKET			FEDERATED US TREASURY CASH		VARIABLE	$ 3.51	$ 3.51	$ -
1991 CIVIC CENTER PKG REF	U.S. BANK	US TR STRPD BOND	11/15/96	11/15/18	U.S. TREASURY STRIPPED	912803AP8	0.00%	10,458.00	55,277.60	-
1991 CIVIC CENTER PKG REF	U.S. BANK	US TR STRPD BOND	06/01/95	11/15/18	U.S. TREASURY STRIPPED	912833KT6	0.00%	43,923.12	231,001.68	-
1991 CIVIC CENTER PKG REF	U.S. BANK	US TREASURY BOND	06/01/95	11/15/18	US TREASURY BOND	912810EB0	9.00%	2,558,237.10	3,187,080.39	75,903.75
REDEVELOPMENT AGENCIES										
2001 NDAPP SER A	U.S. BANK	MONEY MARKET			FIRST AMER TREAS OBLIGN		VARIABLE	-	-	-
2003 SANTA ANA HEIGHTS	U.S. BANK	MONEY MARKET			FIRST AMER PRIME OBLIGN		VARIABLE	2,995,713.15	2,995,713.15	-
COMMUNITY FACILITIES DISTRICTS										
1994 SOCPFA SERIES A	U.S. BANK	MONEY MARKET			FIRST AMER PRIME OBLIGN		VARIABLE	13,150,605.75	13,150,605.75	-
1994C/2004A SOCPFA	U.S. BANK	MONEY MARKET			FIRST AMER PRIME OBLIGN		VARIABLE	17,726,176.96	17,726,176.96	-
1998 SOCPFA SERIES A	U.S. BANK	MONEY MARKET			FIRST AMER GOVT OBLIGN		VARIABLE	2,539,225.00	2,539,225.00	-
1999 SOCPFA SERIES A	U.S. BANK	MONEY MARKET			FIRST AMER GOVT OBLIGN		VARIABLE	4,176,096.24	4,176,096.24	-
1999 SOCPFA SERIES B	U.S. BANK	MONEY MARKET			FIRST AMER GOVT OBLIGN		VARIABLE	248,822.77	248,822.77	-
2003 SOCPFA SERIES A	U.S. BANK	MONEY MARKET			FIRST AMER PRIME OBLIGN		VARIABLE	3,489,234.84	3,489,234.84	-
2005 SOCPFA SERIES A	U.S. BANK	MONEY MARKET			FIRST AMER GOVT OBLIGN		VARIABLE	0.03	0.03	-
ASSESSMENT DISTRICTS										
IRVINE COAST	U.S. BANK	MONEY MARKET			FIRST AMER. GOV'T OBLIG.		VARIABLE	2,096,304.02	2,096,304.02	-
IRVINE COAST	U.S. BANK	MONEY MARKET			FEDERATED GOVT OBLIG TAX MANG		VARIABLE	110,837.30	110,837.30	1.02
IRVINE COAST	U.S. BANK	MONEY MARKET			INVESCO STIT TREASURY PORTFO		VARIABLE	620,529.79	620,529.79	10.54
IRVINE COAST	U.S. BANK	INVEST AGRMNT	12/15/00	11/02/18	GIC GEFCM INV AGREEMENT		VARIABLE	1,937,562.99	1,937,562.99	2,144.59
NEWPORT COAST - 2003B	U.S. BANK	MONEY MARKET			FIRST AMER. GOV'T OBLIG.		VARIABLE	476,904.17	476,904.17	-
NEWPORT COAST - Group 1	U.S. BANK	MONEY MARKET			FIRST AMER. GOV'T OBLIG.		VARIABLE	1,335,681.76	1,335,681.76	-
NEWPORT COAST - Group 2	U.S. BANK	MONEY MARKET			FIRST AMER. GOV'T OBLIG.		VARIABLE	1,321,466.89	1,321,466.89	-
NEWPORT COAST - Group 3	U.S. BANK	MONEY MARKET			FIRST AMER. GOV'T OBLIG.		VARIABLE	1,013,761.86	1,013,761.86	-
NEWPORT COAST - 2006A	U.S. BANK	MONEY MARKET			FIRST AMER. GOV'T OBLIG.		VARIABLE	7,184,172.16	7,184,172.16	-
SOUTH ORANGE COUNTY PFA REASSESSMENT BONDS RAD 99-1R	U.S. BANK	MONEY MARKET			FIRST AMER. PRIME OBLIG.		VARIABLE	326,844.63	326,844.63	-
SOUTH ORANGE COUNTY PFA REASSESSMENT BONDS RAD 99-1R	U.S. BANK	MONEY MARKET			FIRST AMER. GOV'T OBLIG.		VARIABLE	167,507.32	167,507.32	-
SOUTH ORANGE COUNTY PFA REASSESSMENT BONDS RAD 01-1R	U.S. BANK	MONEY MARKET			FIRST AMER. PRIME OBLIG.		VARIABLE	123,789.32	123,789.32	-
SOUTH ORANGE COUNTY PFA REASSESSMENT BONDS RAD 01-1R	U.S. BANK	MONEY MARKET			FIRST AMER. GOV'T OBLIG.		VARIABLE	88,257.89	88,257.89	-

Note: Investment balances with trustee provided by County Executive Office - Public Finance Accounting

COUNTY OF ORANGE
CEO / PUBLIC FINANCE DEPARTMENT
INVENTORY OF INVESTMENTS WITH TRUSTEES
March 31, 2011

	TRUSTEE	INVESTMENT TYPE	PURCHASE DATE	MATURITY DATE	DESCRIPTION	CUSIP #	INTEREST RATE	BOOK VALUE	MARKET VALUE	ACCRUED INTEREST
REVENUE BONDS										
2002 JJC REFUNDING	U.S. BANK	MONEY MARKET			FIRST AMER TREAS OBLIGN		VARIABLE	595.65	595.65	-
2002 JJC REFUNDING	U.S. BANK	GOVT SECURITY	12/01/10	06/01/11	FED NATL MTG ASSN DISC NTS		0.00%	7,173,392.03	7,331,900.05	106,697.64
1997 SOLID WASTE MGMT REF	U.S. BANK	MONEY MARKET			FIRST AMER. GOV'T OBLIG.		VARIABLE	2,461,825.00	2,461,825.00	-
1997 SOLID WASTE MGMT REF	U.S. BANK	US TREASURY	11/26/10	05/26/11	U S TREASURY BILL	9127952S9	0.00%	7,205,305.40	7,414,406.80	3,410.90
ORANGE COUNTY PFA LEASE REV REFUNDING BONDS SER 2005	BNY TRUST CO	MONEY MARKET			WELLS FARGO ADV TREASURY		VARIABLE	45,595,563.33	45,595,563.33	376.46
ORANGE COUNTY PFA LEASE REV REFUNDING BONDS SER 2005	BNY TRUST CO	INVEST AGRMNT	11/22/05	01/17/17	NATIXIS FUNDING CORP.		5.005%	18,561,506.81	18,561,506.81	232,250.85
LEASE REVENUE BONDS SERIES 2006	DEUTSCHE BANK	MUTUAL FUND			GS FIN SQ MM FUND ADMIN		VARIABLE	3,038,672.57	3,038,672.57	20.52
PENSION OBLIGATION BONDS										
TAXABLE REFUNDING PENSION OBL BONDS SER 1996 A	BNY TRUST CO	MONEY MARKET			FEDRTED AUTO GOVT CSH		VARIABLE	2,280.33	2,280.33	-
TAXABLE REFUNDING PENSION OBL BONDS SER 1996 A	BNY TRUST CO	GOVT SECURITY	06/22/00	09/01/16	FED NATL MTG ASSN DISC NTS		0.00%	57,437,176.01	103,084,252.23	6,762,826.28
TAXABLE REFUNDING PENSION OBL BONDS SER 1997 A	BNY TRUST CO	MONEY MARKET			FEDRTED AUTO GOVT CSH		VARIABLE	2,324.82	2,324.82	-
TAXABLE REFUNDING PENSION OBL BONDS SER 1997 A	BNY TRUST CO	GOVT SECURITY	06/22/00	09/01/21	FED NATL MTG ASSN DISC NTS		0.00%	52,279,425.14	74,518,102.97	604,330.51
RECOVERY BONDS										
1995 REC BDS SER A/2005 RFDG RECOVERY BDS SER A	BNY TRUST CO	MONEY MARKET			WELLS FARGO ADV TREASURY		VARIABLE	99.17	99.17	0.51
1995 REC BDS SER A/2005 RFDG RECOVERY BDS SER A	BNY TRUST CO	INVEST AGRMNT	10/25/05	06/01/15	NATIXIS FUNDING CORP.		VARIABLE	13,367,583.32	13,367,583.32	6,314.00
COMMERICAL PAPER										
TEETER PLAN COMMERCIAL PAPER	U.S. BANK	MONEY MARKET			US BANK MMKT 4 - CT		VARIABLE	1,582.62	1,582.62	0.27
TEETER PLAN COMMERCIAL PAPER	U.S. BANK	MONEY MARKET			FIRST AMER. GOV'T OBLIG.		VARIABLE	28,422.65	28,422.65	-
TAX AND REVENUE ANTICIPATION NOTES (TRANs)										
10-11 COUNTY OF ORANGE TRANs	DEUTSCHE BANK	MONEY MARKET			FE PRIME VALUE OBL INST CAP		VARIABLE	-	-	1,125.27
TOTAL OF INVESTMENTS WITH TRUSTEES								$ 270,897,871.42	$ 340,011,976.34	$ 7,795,413.11

Note: Investment balances with trustee provided by County Executive Office - Public Finance Accounting

JOHN WAYNE AIRPORT
INVESTMENT WITH TRUSTEE
FOR THE MONTH ENDED MARCH 2011

Prepared by: Adam Steckler
Date: 4/4/2011

Trust Officer: Linda Verstuyft
Phone No. (213) 533-8747

Type of Investment / Interest Rate	Maturity	Reserve Fund Market	Reserve Fund Cost	Principal Acct. Market	Principal Acct. Cost	Interest Acct. Market	Interest Acct. Cost	Cost of Issuance Acct. Market	Cost of Issuance Acct. Cost
2003 AIRPORT REVENUE REFUNDING BONDS									
Income Cash	N/A	0.00	0.00	0.00	0.00	0.00	0.00		
1st American Treas. Oblig (Note 1)	N/A	0.00	0.00	0.00	0.00	0.00	0.00		
Investment Agreement - Rate: 4.47% Dated: 10/8/2003 Par Value: $4,629,952.80 Accrued Int: $51,739.72	7/1/2013	4,629,952.80	4,629,952.80						
Investment Agreement - Rate: 4.27% Dated: 10/8/2003 Par Value: $3,910,212.50 Accrued Int: $35,292.08	7/1/2013			3,165,000.00	3,165,000.00	745,212.50	745,212.50		
		$4,629,952.80	$4,629,952.80	$3,165,000.00	$3,165,000.00	$745,212.50	$745,212.50		
2009A AIRPORT REVENUE BONDS									
Principal Cash	N/A			0.00	0.00	0.00	0.00		
US Bk Mmkt 4 - Ct (Note 2) 991071010		0.00	0.00	255,543.59	255,543.59	880,806.38	880,806.38	0.00	0.00
First American Gov't Obligation Fund - Y (Note 3) 31846V203		19,735.14	19,735.14						
U.S. Treasury Bills - Yield: 0.183% Dated: 10/20/2010 Par Value: $4,350,000.00 Discount: $7,895.25 CUSIP: 9127952K6	10/20/2011	4,345,954.50	4,342,104.75						
		$4,365,689.64	$4,361,839.89	$255,543.59	$255,543.59	$880,806.38	$880,806.38	$0.00	$0.00
2009B AIRPORT REVENUE BONDS									
US Bk Mmkt 4 - Ct (Note 2) 991071010		0.00	0.00	3,265,740.29	3,265,740.29	2,129,755.82	2,129,755.82	0.00	0.00
First American Gov't Obligation Fund - Y (Note 3) 31846V203		8,186.66	8,186.66						
U.S. Treasury Bills - Yield: 0.132% Dated: 10/20/2010 Par Value: $9,460,000.00 Discount: $5,944.03 CUSIP: 9127952L4	4/14/2011	9,459,905.40	9,454,055.97						
		$9,468,092.06	$9,462,242.63	$3,265,740.29	$3,265,740.29	$2,129,755.82	$2,129,755.82	$0.00	$0.00
WELLS FARGO BANK									
Cash - Market Rate and Checking Account (Interest rate is variable)	N/A	$4,408,984.73	$4,408,984.73						

(Note 1): 1st American Treas. Oblig - Interest rate is variable. Investment purchases are made throughout the month to keep cash balances at minimum. Interest is payable monthly.
(Note 2): US Bank money market deposit account - Interest rate is variable.
(Note 3): 1st American Government Obligation Fund - Y - Interest rate is variable.

County of Orange
Treasurer-Tax Collector's Office
Detail Transaction Report

Transaction Date From 01-Mar-2011 To 31-Mar-2011

Deal	Issuer	Broker	Inst Type	Maturity Date	Trans Date	Trans Type	Coupon/ Yield(%)	Par Value	Cost	Purchased Interest	(Interest) Amort / (Accret) (Gain) / Loss	Settlement
Fund:	**County Money Mkt Fnd**											
504770	CHEVRON CORP	/CHEVRON	CP				0.1500 / 0.1500					
				3/1/2011	3/1/2011	MAT		(40,000,000.00)	(39,996,666.67)	0.00	(3,333.33)	40,000,000.00
507367	FED HM LN BK BD	/CASTLE OAK SECURITIES	CALLGOVAGY				3.7500 / 3.7315					
				2/24/2017	3/1/2011	.L INTER		(31,930,000.00)	(32,550,873.53)	0.00	0.00	32,550,873.53
				2/24/2017	3/1/2011	EPAY PRI		(31,930,000.00)	(32,550,873.53)	0.00	0.00	32,550,873.53
508221	WELLS FARGO REPO	/	WFREPOS				0.1500 / 0.1500					
				3/1/2011	3/1/2011	INT		0.00	0.00	0.00	(5.91)	5.91
				3/1/2011	3/1/2011	MAT		(1,418,831.55)	(1,418,831.55)	0.00	0.00	1,418,831.55
508505	US TREASURY N/B	/UBS FINANCE (DE) LLC	TBILL				0.1025 / 0.1025					
				3/17/2011	3/1/2011	PURC		22,000,000.00	21,998,997.79	0.00	0.00	(21,998,997.78)
508506	US TREASURY N/B	/UBS FINANCE (DE) LLC	TBILL				0.1025 / 0.1025					
				3/17/2011	3/1/2011	PURC		40,000,000.00	39,998,177.76	0.00	0.00	(39,998,177.78)
508508	FREDDIE DISCOUNT	/BNP PARIBAS	AGDN				0.1250 / 0.1250					
				3/21/2011	3/1/2011	PURC		8,189,000.00	8,188,431.32	0.00	0.00	(8,188,431.32)
508593	WELLS FARGO REPO	/	WFREPOS				0.1500 / 0.1500					
				3/2/2011	3/1/2011	PURC		4,115,694.67	4,115,694.67	0.00	0.00	(4,115,694.67)
503983	FHLB DISC CORP	/JEFFERIES & COMPANY	AGDN				0.1600 / 0.1600					
				3/2/2011	3/2/2011	MAT		(38,848,000.00)	(38,843,338.24)	0.00	(4,661.76)	38,848,000.00
508593	WELLS FARGO REPO	/	WFREPOS				0.1500 / 0.1500					
				3/2/2011	3/2/2011	INT		0.00	0.00	0.00	(17.15)	17.15
				3/2/2011	3/2/2011	MAT		(4,115,694.67)	(4,115,694.67)	0.00	0.00	4,115,694.67
508598	FHLB DISC CORP	/JEFFERIES & COMPANY	AGDN				0.1200 / 0.1200					
				3/24/2011	3/2/2011	PURC		30,000,000.00	29,997,800.01	0.00	0.00	(29,997,800.00)
508608	BERKSHIRE HATHAWAY INC	/CRED SUIS SECURITIES	MTN				1.4000 / 0.3980					
				2/10/2012	3/2/2011	PURC		20,000,000.00	20,187,600.00	17,111.11	0.00	(20,204,711.11)
508836	WELLS FARGO REPO	/	WFREPOS				0.1500 / 0.1500					
				3/3/2011	3/2/2011	PURC		7,169,656.23	7,169,656.23	0.00	0.00	(7,169,656.23)
488595	JP MORGAN CHASE & CO	/JEFFERIES & COMPANY	MTNFDIC				3.1250 / 0.3239					
				12/1/2011	3/3/2011	SALE		(4,100,000.00)	(4,277,897.83)	0.00	57,914.97	4,219,982.86

Deals [Transaction Type] = SE

County of Orange
Treasurer-Tax Collector's Office
Detail Transaction Report

Transaction Date From 01-Mar-2011 To 31-Mar-2011

Deal	Issuer	Broker	Inst Type	Maturity Date	Trans Date	Trans Type	Coupon/ Yield(%)	Par Value	Cost	Purchased Interest	(Interest) Amort / (Accret) (Gain) / Loss	Settlement
Fund:	**County Money Mkt Fnd**											
489535	JP MORGAN CHASE & CO	/CASTLE OAK SECURITIES	MTNFDIC				3.1250 / 0.3645					
				12/1/2011	3/3/2011	SALE		(3,000,000.00)	(3,129,020.17)	0.00	41,227.84	3,087,792.33
490505	JP MORGAN CHASE & CO	/JEFFERIES & COMPANY	MTNFDIC				3.1250 / 0.3544					
				12/1/2011	3/3/2011	SALE		(1,578,000.00)	(1,646,130.68)	0.00	21,951.91	1,624,178.77
491658	JP MORGAN CHASE & CO	/JEFFERIES & COMPANY	MTNFDIC				3.1250 / 0.3849					
				12/1/2011	3/3/2011	SALE		(9,763,000.00)	(10,182,186.06)	0.00	133,480.54	10,048,705.52
502626	US TREASURY N/B	/UBS FINANCIAL SERVICES	TBILL				0.1400 / 0.1400					
				3/3/2011	3/3/2011	MAT		(50,000,000.00)	(49,993,194.44)	0.00	14,993,194.44	35,000,000.00
508836	WELLS FARGO REPO	/	WFREPOS				0.1500 / 0.1500					
				3/3/2011	3/3/2011	INT		0.00	0.00	0.00	(29.87)	29.87
				3/3/2011	3/3/2011	MAT		(7,169,656.23)	(7,169,656.23)	0.00	0.00	7,169,656.23
509048	FREDDIE DISCOUNT	/GOLDMAN SACHS GROUP INC	AGDN				0.1200 / 0.1200					
				3/14/2011	3/3/2011	PURC		26,270,000.00	26,269,036.76	0.00	0.00	(26,269,036.77)
509049	FNMA DISCOUNT	/GOLDMAN SACHS GROUP INC	AGDN				0.1250 / 0.1250					
				4/27/2011	3/3/2011	PURC		5,000,000.00	4,999,045.14	0.00	0.00	(4,999,045.14)
509050	FED HM LN BK BD	/BNP PARIBAS	CALLGOVAGY				0.4700 / 0.4700					
				3/16/2012	3/3/2011	PURC		15,000,000.00	15,000,000.00	0.00	0.00	(15,000,000.00)
509055	FANNIE MAE	/OPPENHEIMER & CO., INC	AGN FLOAT1				0.1740 / 0.1885					
				8/11/2011	3/3/2011	PURC		15,945,000.00	15,945,529.69	0.00	0.00	(15,945,529.70)
509122	WELLS FARGO REPO	/	WFREPOS				0.1500 / 0.1500					
				3/4/2011	3/3/2011	PURC		2,795,215.06	2,795,215.06	0.00	0.00	(2,795,215.06)
494988	FANNIE MAE	/CANTOR FITZGERALD	AGNF1				2.0000 / 0.4060					
				1/9/2012	3/4/2011	SALE		(20,000,000.00)	(20,512,755.56)	0.00	158,244.45	20,354,511.11
499698	GOOGLE INC	/MORGAN STANLEY	CP				0.1800 / 0.1800					
				3/4/2011	3/4/2011	MAT		(18,100,000.00)	(18,095,384.50)	0.00	(4,615.50)	18,100,000.00
500230	BANK OF AMERICA CORP	/BANK OF AMERICA	CP				0.2600 / 0.2601					
				3/4/2011	3/4/2011	MAT		(6,000,000.00)	(5,997,876.67)	0.00	(2,123.33)	6,000,000.00

Deals [Transaction Type] = SE

County of Orange
Treasurer-Tax Collector's Office
Detail Transaction Report

Transaction Date From 01-Mar-2011 To 31-Mar-2011

Deal	Issuer	Broker	Inst Type	Maturity Date	Trans Date	Trans Type	Coupon/ Yield(%)	Par Value	Cost	Purchased Interest	(Interest) Amort / (Accret) (Gain) / Loss	Settlement
Fund:	**County Money Mkt Fnd**											
505353	CHEVRON CORP	/CHEVRON	CP				0.1500 / 0.1500					
				3/4/2011	3/4/2011	MAT		(20,000,000.00)	(19,998,250.00)	0.00	(1,750.00)	20,000,000.00
509122	WELLS FARGO REPO	/	WFREPOS				0.1500 / 0.1500					
				3/4/2011	3/4/2011	INT		0.00	0.00	0.00	(11.65)	11.65
				3/4/2011	3/4/2011	MAT		(2,795,215.06)	(2,795,215.06)	0.00	0.00	2,795,215.06
509383	FHLB DISC CORP	/GOLDMAN SACHS GROUP INC	AGDN				0.1250 / 0.1250					
				4/29/2011	3/4/2011	PURC		17,000,000.00	16,996,694.44	0.00	0.00	(16,996,694.44)
509384	FREDDIE DISCOUNT	/JP MORGAN CHASE & CO	AGDN				0.1250 / 0.1250					
				4/27/2011	3/4/2011	PURC		36,800,000.00	36,793,100.00	0.00	0.00	(36,793,100.00)
509397	FED HM LN BK BD	/	CALLGOVAGY				0.3000 / 0.2334					
				11/23/2011	3/4/2011	PURC		4,000,000.00	4,005,278.67	0.00	0.00	(4,005,278.67)
509399	FED HM LN BK BD	/	CALLGOVAGY				0.3000 / 0.2334					
				11/23/2011	3/4/2011	PURC		12,500,000.00	12,516,495.83	0.00	0.00	(12,516,495.83)
509425	WELLS FARGO REPO	/	WFREPOS				0.1500 / 0.1500					
				3/7/2011	3/4/2011	PURC		1,091,662.27	1,091,662.27	0.00	0.00	(1,091,662.27)
499967	NETJETS INC.	/GOLDMAN SACHS GROUP INC	CP				0.2000 / 0.2001					
				3/7/2011	3/7/2011	MAT		(5,000,000.00)	(4,998,527.78)	0.00	(1,472.22)	5,000,000.00
509425	WELLS FARGO REPO	/	WFREPOS				0.1500 / 0.1500					
				3/7/2011	3/7/2011	INT		0.00	0.00	0.00	(13.65)	13.65
				3/7/2011	3/7/2011	MAT		(1,091,662.27)	(1,091,662.27)	0.00	0.00	1,091,662.27
509652	WELLS FARGO REPO	/	WFREPOS				0.1500 / 0.1500					
				3/8/2011	3/7/2011	PURC		2,109,722.95	2,109,722.95	0.00	0.00	(2,109,722.95)
509652	WELLS FARGO REPO	/	WFREPOS				0.1500 / 0.1500					
				3/8/2011	3/8/2011	INT		0.00	0.00	0.00	(8.79)	8.79
				3/8/2011	3/8/2011	MAT		(2,109,722.95)	(2,109,722.95)	0.00	0.00	2,109,722.95
509844	FED FARM CR BK	/BARCLAY CAPITAL	AGN FLOAT1				0.7500 / 0.1997					
				5/12/2011	3/8/2011	PURC		15,000,000.00	15,022,395.00	0.00	0.00	(15,022,395.00)
509895	WELLS FARGO REPO	/	WFREPOS				0.1500 / 0.1500					
				3/9/2011	3/8/2011	PURC		1,459,062.04	1,459,062.04	0.00	0.00	(1,459,062.04)

Deals [Transaction Type] = SE

County of Orange
Treasurer-Tax Collector's Office
Detail Transaction Report

Transaction Date From 01-Mar-2011 To 31-Mar-2011

Deal	Issuer	Broker	Inst Type	Maturity Date	Trans Date	Trans Type	Coupon/ Yield(%)	Par Value	Cost	Purchased Interest	(Interest) Amort / (Accret) (Gain) / Loss	Settlement
Fund:	**County Money Mkt Fnd**											
498054	FREDDIE MAC	/JEFFERIES & COMPANY	AGN FLOAT1				0.3722 / 0.1600					
				3/9/2011	3/9/2011	INT		0.00	0.00	0.00	(37,219.00)	37,219.00
				3/9/2011	3/9/2011	MAT		(40,000,000.00)	(40,025,832.16)	0.00	25,832.16	40,000,000.00
505815	WELLS FARGO BANK	/CASTLE OAK SECURITIES	MTNFFDIC				1.1522 / 0.2216					
				12/9/2011	3/9/2011	INT		0.00	0.00	0.00	(72,011.88)	72,011.88
506623	WAL-MART STORES INC	/BARCLAYS CAPITAL	CP				0.1600 / 0.1600					
				3/9/2011	3/9/2011	MAT		(20,000,000.00)	(19,998,222.22)	0.00	(1,777.78)	20,000,000.00
509895	WELLS FARGO REPO	/	WFREPOS				0.1500 / 0.1500					
				3/9/2011	3/9/2011	INT		0.00	0.00	0.00	(6.08)	6.08
				3/9/2011	3/9/2011	MAT		(1,459,062.04)	(1,459,062.04)	0.00	0.00	1,459,062.04
509898	JOHNSON & JOHNSON	/CITIGROUP GLOBAL MARKETS	CP				0.1100 / 0.1100					
				3/29/2011	3/9/2011	PURC		30,000,000.00	29,998,166.67	0.00	0.00	(29,998,166.67)
509899	FNMA DISCOUNT	/RBC	AGDN				0.1100 / 0.1100					
				4/26/2011	3/9/2011	PURC		9,600,000.00	9,598,592.00	0.00	0.00	(9,598,592.00)
509903	FHLB DISC CORP	/WELLS FARGO BANK	AGDN				0.1000 / 0.1000					
				4/29/2011	3/9/2011	PURC		20,000,000.00	19,997,166.66	0.00	0.00	(19,997,166.67)
510183	WELLS FARGO REPO	/	WFREPOS				0.1500 / 0.1500					
				3/10/2011	3/9/2011	PURC		1,082,117.71	1,082,117.71	0.00	0.00	(1,082,117.71)
442668	ROYAL BANK OF CANADA	/RBC	YCDF				0.2300 / 0.2300					
				3/10/2011	3/10/2011	INT		0.00	0.00	0.00	(5,133.33)	5,133.33
				3/10/2011	3/10/2011	MAT		(25,000,000.00)	(25,000,000.00)	0.00	0.00	25,000,000.00
488808	RABOBANK NEDERLAND NV NY	/UBS FINANCIAL SERVICES	YCDF				0.3234 / 0.3234					
				11/10/2011	3/10/2011	INT		0.00	0.00	0.00	(3,896.67)	3,896.67
505354	JOHNSON & JOHNSON	/CITIGROUP GLOBAL MARKETS	CP				0.1200 / 0.1200					
				3/10/2011	3/10/2011	MAT		(10,000,000.00)	(9,999,100.00)	0.00	(900.00)	10,000,000.00
507912	US TREASURY N/B	/UBS FINANCE (DE) LLC	TBILL				0.0975 / 0.0975					
				3/10/2011	3/10/2011	MAT		(17,000,000.00)	(16,999,401.46)	0.00	(598.54)	17,000,000.00

Deals [Transaction Type] = SE

County of Orange
Treasurer-Tax Collector's Office
Detail Transaction Report

Transaction Date From 01-Mar-2011 To 31-Mar-2011

Deal	Issuer	Broker	Inst Type	Maturity Date	Trans Date	Trans Type	Coupon/ Yield(%)	Par Value	Cost	Purchased Interest	(Interest) Amort / (Accret) (Gain) / Loss	Settlement
Fund:	**County Money Mkt Fnd**											
510183	WELLS FARGO REPO	/	WFREPOS				0.1500 / 0.1500					
				3/10/2011	3/10/2011	INT		0.00	0.00	0.00	(4.51)	4.51
				3/10/2011	3/10/2011	MAT		(1,082,117.71)	(1,082,117.71)	0.00	0.00	1,082,117.71
510429	FED HM LN BK BD	/JEFFERIES & COMPANY	AGNF1				0.2000 / 0.1300					
				4/29/2011	3/10/2011	PURC		12,000,000.00	12,009,831.56	0.00	0.00	(12,009,831.57)
510435	FED HM LN BK BD	/CRED SUIS SECURITIES	AGNF1				0.3500 / 0.1106					
				4/25/2011	3/10/2011	PURC		50,000,000.00	50,080,425.00	0.00	0.00	(50,080,425.00)
510482	WELLS FARGO REPO	/	WFREPOS				0.1500 / 0.1500					
				3/11/2011	3/10/2011	PURC		214,158.15	214,158.15	0.00	0.00	(214,158.15)
505630	FHLB DISC CORP	/GREENWICH CAPITAL	AGDN				0.1050 / 0.1050					
				3/11/2011	3/11/2011	MAT		(50,000,000.00)	(49,996,354.17)	0.00	(3,645.83)	50,000,000.00
505631	FHLB DISC CORP	/GREENWICH CAPITAL	AGDN				0.1050 / 0.1050					
				3/11/2011	3/11/2011	MAT		(15,000,000.00)	(14,998,906.25)	0.00	(1,093.75)	15,000,000.00
506294	FHLB DISC CORP	/CRED SUIS SECURITIES	AGDN				0.1100 / 0.1100					
				3/16/2011	3/11/2011	SALE		(45,000,000.00)	(44,996,150.00)	0.00	(3,662.52)	44,999,812.52
506295	FHLB DISC CORP	/RBC	AGDN				0.1100 / 0.1100					
				3/16/2011	3/11/2011	SALE		(18,008,000.00)	(18,006,459.32)	0.00	(1,440.64)	18,007,899.96
506626	FHLB DISC CORP	/JEFFERIES & COMPANY	AGDN				0.1000 / 0.1000					
				3/16/2011	3/11/2011	SALE		(5,502,000.00)	(5,501,587.35)	0.00	4,999,590.14	501,997.21
				3/16/2011	3/11/2011	SALE		(5,502,000.00)	(5,501,587.35)	0.00	501,608.20	4,999,979.15
507980	US TREASURY N/B	/BNP PARIBAS	TBILL				0.1050 / 0.1050					
				3/17/2011	3/11/2011	SALE		(37,000,000.00)	(36,998,165.42)	0.00	(1,649.58)	36,999,815.00
508505	US TREASURY N/B	/UBS FINANCE (DE) LLC	TBILL				0.1025 / 0.1025					
				3/17/2011	3/11/2011	SALE		(22,000,000.00)	(21,998,997.78)	0.00	8,999,062.78	12,999,935.00
509055	FANNIE MAE	/OPPENHEIMER & CO., INC	AGN FLOAT1				0.1740 / 0.1885					
				8/11/2011	3/11/2011	INT		0.00	0.00	0.00	(2,157.89)	2,157.89
510482	WELLS FARGO REPO	/	WFREPOS				0.1500 / 0.1500					
				3/11/2011	3/11/2011	INT		0.00	0.00	0.00	(0.89)	0.89
				3/11/2011	3/11/2011	MAT		(214,158.15)	(214,158.15)	0.00	0.00	214,158.15
510700	CHEVRON CORP	/CHEVRON	CP				0.0800 / 0.0800					

Deals [Transaction Type] = SE

County of Orange
Treasurer-Tax Collector's Office
Detail Transaction Report

Transaction Date From 01-Mar-2011 To 31-Mar-2011

Deal	Issuer	Broker	Inst Type	Maturity Date	Trans Date	Trans Type	Coupon/ Yield(%)	Par Value	Cost	Purchased Interest	(Interest) Amort / (Accret) (Gain) / Loss	Settlement
Fund:	**County Money Mkt Fnd**											
				3/15/2011	3/11/2011	PURC		20,000,000.00	19,999,822.22	0.00	0.00	(19,999,822.22)
510701	FNMA DISCOUNT	/OPPENHEIMER & CO., INC	AGDN				0.1500 / 0.1501					
				7/6/2011	3/11/2011	PURC		18,000,000.00	17,991,225.00	0.00	0.00	(17,991,225.00)
510718	FED HM LN BK BD	/JEFFERIES & COMPANY	AGNF1				0.2000 / 0.1300					
				4/20/2011	3/11/2011	PURC		8,500,000.00	8,507,271.18	0.00	0.00	(8,507,271.18)
510721	FED HM LN BK BD	/CRED SUIS SECURITIES	AGNF1				0.3500 / 0.1100					
				4/25/2011	3/11/2011	PURC		50,000,000.00	50,080,611.10	0.00	0.00	(50,080,611.11)
510722	FED HM LN BK BD	/CRED SUIS SECURITIES	AGNF1				0.3500 / 0.1100					
				4/25/2011	3/11/2011	PURC		50,000,000.00	50,080,611.10	0.00	0.00	(50,080,611.11)
510724	FED HM LN BK BD	/CRED SUIS SECURITIES	AGNF1				0.3500 / 0.1100					
				4/25/2011	3/11/2011	PURC		11,000,000.00	11,017,734.44	0.00	0.00	(11,017,734.44)
510770	WELLS FARGO REPO	/	WFREPOS				0.1500 / 0.1500					
				3/14/2011	3/11/2011	PURC		2,207,991.93	2,207,991.93	0.00	0.00	(2,207,991.93)
494099	TOYOTA MOTOR CREDIT	/RBC	MTNF				0.4100 / 0.4100					
				12/14/2011	3/14/2011	INT		0.00	0.00	0.00	(1,045.74)	1,045.74
				12/14/2011	3/14/2011	INT		0.00	0.00	0.00	(14,787.50)	14,787.50
499706	TORONTO DOMINION BANK NY	/TDSI	YCDF				0.3413 / 0.3413					
				1/12/2012	3/14/2011	INT		0.00	0.00	0.00	(2,675.56)	2,675.56
503981	FNMA DISCOUNT	/JP MORGAN CHASE & CO	AGDN				0.1600 / 0.1600					
				3/14/2011	3/14/2011	MAT		(16,000,000.00)	(15,997,226.67)	0.00	(2,773.33)	16,000,000.00
505276	FREDDIE MAC	/CASTLE OAK SECURITIES	AGN FLOAT1				0.2213 / 0.2212					
				12/14/2011	3/14/2011	INT		0.00	0.00	0.00	(4,355.56)	4,355.56
505356	TORONTO DOMINION BANK NY	/TDSI	YCD				0.2100 / 0.2100					
				3/14/2011	3/14/2011	INT		0.00	0.00	0.00	(2,712.50)	2,712.50
				3/14/2011	3/14/2011	MAT		(15,000,000.00)	(15,000,000.00)	0.00	0.00	15,000,000.00
505809	ROYAL BANK OF CANADA	/RBC	YCDF				0.3140 / 0.3140					
				2/14/2012	3/14/2011	INT		0.00	0.00	0.00	(3,663.33)	3,663.33

Deals [Transaction Type] = SE

County of Orange
Treasurer-Tax Collector's Office
Detail Transaction Report

Transaction Date From 01-Mar-2011 To 31-Mar-2011

Deal	Issuer	Broker	Inst Type	Maturity Date	Trans Date	Trans Type	Coupon/ Yield(%)	Par Value	Cost	Purchased Interest	(Interest) Amort / (Accret) (Gain) / Loss	Settlement
Fund:	**County Money Mkt Fnd**											
509048	FREDDIE DISCOUNT	/GOLDMAN SACHS GROUP INC	AGDN				0.1200 / 0.1200					
				3/14/2011	3/14/2011	MAT		(26,270,000.00)	(26,269,036.77)	0.00	(963.23)	26,270,000.00
510770	WELLS FARGO REPO	/	WFREPOS				0.1500 / 0.1500					
				3/14/2011	3/14/2011	INT		0.00	0.00	0.00	(27.60)	27.60
				3/14/2011	3/14/2011	MAT		(2,207,991.93)	(2,207,991.93)	0.00	0.00	2,207,991.93
510772	NESTLE CAPITAL CORP	/MORGAN STANLEY	CP				0.1100 / 0.1100					
				3/15/2011	3/14/2011	PURC		10,000,000.00	9,999,969.44	0.00	0.00	(9,999,969.44)
510773	CHEVRON CORP	/CHEVRON	CP				0.0800 / 0.0800					
				3/15/2011	3/14/2011	PURC		50,000,000.00	49,999,888.90	0.00	0.00	(49,999,888.89)
510971	FREDDIE MAC	/CASTLE OAK SECURITIES	AGN FLOAT1				0.2405 / 0.1977					
				8/5/2011	3/14/2011	PURC		3,400,000.00	3,401,413.99	0.00	0.00	(3,401,413.99)
511005	WELLS FARGO REPO	/	WFREPOS				0.1500 / 0.1500					
				3/15/2011	3/14/2011	PURC		1,807,467.08	1,807,467.08	0.00	0.00	(1,807,467.08)
502603	FHLB DISC CORP	/JEFFERIES & COMPANY	AGDN				0.1500 / 0.1500					
				3/15/2011	3/15/2011	MAT		(25,000,000.00)	(24,995,104.17)	0.00	(4,895.83)	25,000,000.00
504050	FREDDIE MAC	/BNP PARIBAS	AGNF1				5.6250 / 0.1601					
				3/15/2011	3/15/2011	INT		0.00	0.00	0.00	(324,309.38)	324,309.38
				3/15/2011	3/15/2011	MAT		(11,531,000.00)	(11,853,253.98)	0.00	322,253.98	11,531,000.00
504500	NESTLE CAPITAL CORP	/CRED SUIS SECURITIES	CP				0.1500 / 0.1500					
				3/15/2011	3/15/2011	MAT		(20,000,000.00)	(19,997,083.33)	0.00	(2,916.67)	20,000,000.00
505865	WAL-MART STORES INC	/CRED SUIS SECURITIES	CP				0.1700 / 0.1700					
				3/15/2011	3/15/2011	MAT		(8,620,000.00)	(8,618,860.24)	0.00	(1,139.76)	8,620,000.00
505869	WAL-MART STORES INC	/CRED SUIS SECURITIES	CP				0.1700 / 0.1700					
				3/15/2011	3/15/2011	MAT		(15,000,000.00)	(14,998,016.67)	0.00	(1,983.33)	15,000,000.00
507366	FED HM LN BK BD	/JP MORGAN CHASE & CO	AGN FLOAT1				0.2160 / 0.2214					
				9/15/2011	3/15/2011	INT		0.00	0.00	0.00	(3,528.00)	3,528.00
508608	BERKSHIRE HATHAWAY INC	/CRED SUIS SECURITIES	MTN				1.4000 / 0.3980					
				2/10/2012	3/15/2011	SALE		(20,000,000.00)	(20,187,600.00)	0.00	10,084,518.89	10,103,081.11
510700	CHEVRON CORP	/CHEVRON	CP				0.0800 / 0.0800					

Deals [Transaction Type] = SE

County of Orange
Treasurer-Tax Collector's Office
Detail Transaction Report

Transaction Date From 01-Mar-2011 To 31-Mar-2011

Deal	Issuer	Broker	Inst Type	Maturity Date	Trans Date	Trans Type	Coupon/ Yield(%)	Par Value	Cost	Purchased Interest	(Interest) Amort / (Accret) (Gain) / Loss	Settlement
Fund:	**County Money Mkt Fnd**											
				3/15/2011	3/15/2011	MAT		(20,000,000.00)	(19,999,822.22)	0.00	(177.78)	20,000,000.00
510772	NESTLE CAPITAL CORP	/MORGAN STANLEY	CP				0.1100 / 0.1100					
				3/15/2011	3/15/2011	MAT		(10,000,000.00)	(9,999,969.44)	0.00	(30.56)	10,000,000.00
510773	CHEVRON CORP	/CHEVRON	CP				0.0800 / 0.0800					
				3/15/2011	3/15/2011	MAT		(50,000,000.00)	(49,999,888.89)	0.00	(111.11)	50,000,000.00
511005	WELLS FARGO REPO	/	WFREPOS				0.1500 / 0.1500					
				3/15/2011	3/15/2011	INT		0.00	0.00	0.00	(7.53)	7.53
				3/15/2011	3/15/2011	MAT		(1,807,467.08)	(1,807,467.08)	0.00	0.00	1,807,467.08
511010	FNMA DISCOUNT	/BARCLAYS CAPITAL	AGDN				0.0900 / 0.0900					
				5/5/2011	3/15/2011	PURC		25,000,000.00	24,996,812.50	0.00	0.00	(24,996,812.50)
511017	COUNTY OF ORANGE	/COUNTY OF ORANGE	OCPOB2011A				1.8200 / 1.7600					
				4/13/2012	3/15/2011	PURC		63,500,000.00	63,500,000.00	0.00	0.00	(63,500,000.00)
511020	FED HM LN BK BD	/	CALLGOVAGY				0.3500 / 0.3209					
				11/23/2011	3/15/2011	PURC		10,000,000.00	10,012,888.89	0.00	0.00	(10,012,888.89)
511037	FED HM LN BK BD	/	CALLGOVAGY				0.3400 / 0.3159					
				11/15/2011	3/15/2011	PURC		10,000,000.00	10,014,538.89	0.00	0.00	(10,014,538.89)
511040	FED HM LN BK BD	/	CALLGOVAGY				0.3400 / 0.3159					
				11/15/2011	3/15/2011	PURC		2,005,000.00	2,007,915.05	0.00	0.00	(2,007,915.05)
511256	WELLS FARGO REPO	/	WFREPOS				0.1500 / 0.1500					
				3/16/2011	3/15/2011	PURC		2,009,284.82	2,009,284.82	0.00	0.00	(2,009,284.82)
473798	FED FARM CR BK	/CASTLE OAK SECURITIES	AGN FLOAT3				0.2670 / 0.2675					
				9/16/2011	3/16/2011	INT		0.00	0.00	0.00	(728.63)	728.63
				9/16/2011	3/16/2011	INT		0.00	0.00	0.00	(5,550.00)	5,550.00
504452	FED HM LN BK BD	/BNP PARIBAS	AGNF1				1.6250 / 0.1597					
				3/16/2011	3/16/2011	INT		0.00	0.00	0.00	(97,337.50)	97,337.50
				3/16/2011	3/16/2011	MAT		(11,980,000.00)	(12,075,355.81)	0.00	95,355.81	11,980,000.00
511256	WELLS FARGO REPO	/	WFREPOS				0.1500 / 0.1500					
				3/16/2011	3/16/2011	INT		0.00	0.00	0.00	(8.37)	8.37
				3/16/2011	3/16/2011	MAT		(2,009,284.82)	(2,009,284.82)	0.00	0.00	2,009,284.82
511527	WAL-MART STORES INC	/CRED SUIS SECURITIES	CP				0.1500 / 0.1500					
				4/25/2011	3/16/2011	PURC		50,000,000.00	49,991,666.65	0.00	0.00	(49,991,666.67)

Deals [Transaction Type] = SE

County of Orange
Treasurer-Tax Collector's Office
Detail Transaction Report

Transaction Date From 01-Mar-2011 To 31-Mar-2011

Deal	Issuer	Broker	Inst Type	Maturity Date	Trans Date	Trans Type	Coupon/ Yield(%)	Par Value	Cost	Purchased Interest	(Interest) Amort / (Accret) (Gain) / Loss	Settlement
Fund:	**County Money Mkt Fnd**											
511528	WAL-MART STORES INC	/CRED SUIS SECURITIES	CP				0.1500 / 0.1500					
				4/25/2011	3/16/2011	PURC		10,000,000.00	9,998,333.33	0.00	0.00	(9,998,333.33)
511582	WELLS FARGO REPO	/	WFREPOS				0.1500 / 0.1500					
				3/17/2011	3/16/2011	PURC		2,269,697.20	2,269,697.20	0.00	0.00	(2,269,697.20)
508505	US TREASURY N/B	/UBS FINANCE (DE) LLC	TBILL				0.1025 / 0.1025					
				3/17/2011	3/17/2011	MAT		(22,000,000.00)	(21,998,997.78)	0.00	12,998,997.78	9,000,000.00
508506	US TREASURY N/B	/UBS FINANCE (DE) LLC	TBILL				0.1025 / 0.1025					
				3/17/2011	3/17/2011	MAT		(40,000,000.00)	(39,998,177.78)	0.00	(1,822.22)	40,000,000.00
511582	WELLS FARGO REPO	/	WFREPOS				0.1500 / 0.1500					
				3/17/2011	3/17/2011	INT		0.00	0.00	0.00	(9.46)	9.46
				3/17/2011	3/17/2011	MAT		(2,269,697.20)	(2,269,697.20)	0.00	0.00	2,269,697.20
511864	WELLS FARGO REPO	/	WFREPOS				0.1500 / 0.1500					
				3/18/2011	3/17/2011	PURC		1,226,347.16	1,226,347.16	0.00	0.00	(1,226,347.16)
490499	FREDDIE MAC	/JEFFERIES & COMPANY	AGNF1				1.1250 / 0.3441					
				12/15/2011	3/18/2011	SALE		(4,450,000.00)	(4,508,743.92)	0.00	15,951.61	4,492,792.31
502625	ROYAL BANK OF CANADA	/RBC	YCDF				0.2613 / 0.2474					
				3/18/2011	3/18/2011	INT		0.00	0.00	0.00	(4,091.11)	4,091.11
				3/18/2011	3/18/2011	MAT		(20,000,000.00)	(20,001,706.25)	0.00	1,706.25	20,000,000.00
507419	FHLB DISC CORP	/RBC	AGDN				0.1200 / 0.1200					
				3/23/2011	3/18/2011	SALE		(18,000,000.00)	(17,998,380.00)	0.00	(1,445.00)	17,999,825.00
511864	WELLS FARGO REPO	/	WFREPOS				0.1500 / 0.1500					
				3/18/2011	3/18/2011	INT		0.00	0.00	0.00	(5.11)	5.11
				3/18/2011	3/18/2011	MAT		(1,226,347.16)	(1,226,347.16)	0.00	0.00	1,226,347.16
511866	FHLB DISC CORP	/BANK OF AMERICA	AGDN				0.0850 / 0.0850					
				4/25/2011	3/18/2011	PURC		5,650,000.00	5,649,493.07	0.00	0.00	(5,649,493.07)
511875	FREDDIE MAC	/CASTLE OAK SECURITIES	AGN FLOAT1				0.2315 / 0.2012					
				9/26/2011	3/18/2011	PURC		6,000,000.00	6,001,719.67	0.00	0.00	(6,001,719.67)
512138	WELLS FARGO REPO	/	WFREPOS				0.1500 / 0.1500					
				3/21/2011	3/18/2011	PURC		1,027,681.21	1,027,681.21	0.00	0.00	(1,027,681.21)

Deals [Transaction Type] = SE

County of Orange
Treasurer-Tax Collector's Office
Detail Transaction Report

Transaction Date From 01-Mar-2011 To 31-Mar-2011

Deal	Issuer	Broker	Inst Type	Maturity Date	Trans Date	Trans Type	Coupon/ Yield(%)	Par Value	Cost	Purchased Interest	(Interest) Amort / (Accret) (Gain) / Loss	Settlement
Fund:	**County Money Mkt Fnd**											
494440	FREDDIE MAC	/JEFFERIES & COMPANY	AGN FLOAT1				0.2134 / 0.2235					
				9/19/2011	3/19/2011	INT		0.00	0.00	0.00	(3,468.89)	3,468.89
506633	FED FARM CR BK	/JEFFERIES & COMPANY	AGN FLOAT1				0.2413 / 0.2158					
				3/19/2012	3/19/2011	INT		0.00	0.00	0.00	(2,835.00)	2,835.00
508508	FREDDIE DISCOUNT	/BNP PARIBAS	AGDN				0.1250 / 0.1250					
				3/21/2011	3/21/2011	MAT		(8,189,000.00)	(8,188,431.32)	0.00	(568.68)	8,189,000.00
508598	FHLB DISC CORP	/JEFFERIES & COMPANY	AGDN				0.1200 / 0.1200					
				3/24/2011	3/21/2011	SALE		(30,000,000.00)	(29,997,800.00)	0.00	14,997,875.00	14,999,925.00
512138	WELLS FARGO REPO	/	WFREPOS				0.1500 / 0.1500					
				3/21/2011	3/21/2011	INT		0.00	0.00	0.00	(12.85)	12.85
				3/21/2011	3/21/2011	MAT		(1,027,681.21)	(1,027,681.21)	0.00	0.00	1,027,681.21
512327	FANNIE MAE	/BARCLAY CAPITAL	AGN FLOAT1				0.1920 / 0.1397					
				5/13/2011	3/21/2011	PURC		30,000,000.00	30,008,070.00	0.00	0.00	(30,008,070.00)
512380	WELLS FARGO REPO	/	WFREPOS				0.1500 / 0.1500					
				3/22/2011	3/21/2011	PURC		2,494,724.12	2,494,724.12	0.00	0.00	(2,494,724.12)
472006	WELLS FARGO BANK	/JEFFERIES & COMPANY	MTNF				0.6382 / 0.5345					
				3/22/2011	3/22/2011	INT		0.00	0.00	0.00	(18,629.96)	18,629.96
				3/22/2011	3/22/2011	MAT		(18,500,000.00)	(18,511,710.50)	0.00	11,710.50	18,500,000.00
473561	BANK OF AMERICA CORP	/MORGAN STANLEY	MTN				4.0000 / 0.6573					
				3/22/2011	3/22/2011	INT		0.00	0.00	0.00	(356,000.00)	356,000.00
				3/22/2011	3/22/2011	MAT		(17,800,000.00)	(18,149,058.00)	0.00	349,058.00	17,800,000.00
483352	BANK OF AMERICA CORP	/JEFFERIES & COMPANY	MTN				4.0000 / 0.4576					
				3/22/2011	3/22/2011	INT		0.00	0.00	0.00	(100,000.00)	100,000.00
				3/22/2011	3/22/2011	MAT		(5,000,000.00)	(5,077,000.00)	0.00	77,000.00	5,000,000.00
512380	WELLS FARGO REPO	/	WFREPOS				0.1500 / 0.1500					
				3/22/2011	3/22/2011	INT		0.00	0.00	0.00	(10.39)	10.39
				3/22/2011	3/22/2011	MAT		(2,494,724.12)	(2,494,724.12)	0.00	0.00	2,494,724.12
512520	FED HM LN BK BD	/JP MORGAN CHASE & CO	CALLGOVAGY				0.5000 / 0.4975					
				3/16/2012	3/22/2011	PURC		50,000,000.00	50,015,832.85	0.00	0.00	(50,015,832.83)

Deals [Transaction Type] = SE

County of Orange
Treasurer-Tax Collector's Office
Detail Transaction Report

Transaction Date From 01-Mar-2011 To 31-Mar-2011

Deal	Issuer	Broker	Inst Type	Maturity Date	Trans Date	Trans Type	Coupon/ Yield(%)	Par Value	Cost	Purchased Interest	(Interest) Amort / (Accret) (Gain) / Loss	Settlement
Fund:	**County Money Mkt Fnd**											
512524	FED HM LN BK BD	/JP MORGAN CHASE & CO	AGNF1				0.7000 / 0.1000					
				4/18/2011	3/22/2011	PURC		9,000,000.00	9,030,822.70	0.00	0.00	(9,030,822.70)
512525	FREDDIE MAC	/OPPENHEIMER & CO., INC	AGN FLOAT1				0.2310 / 0.2051					
				4/3/2012	3/22/2011	PURC		5,000,000.00	5,001,948.48	0.00	0.00	(5,001,948.48)
512573	WELLS FARGO REPO	/	WFREPOS				0.1500 / 0.1500					
				3/23/2011	3/22/2011	PURC		1,965,484.31	1,965,484.31	0.00	0.00	(1,965,484.31)
503183	FANNIE MAE	/BNP PARIBAS	AGNF1				1.7500 / 0.1698					
				3/23/2011	3/23/2011	INT		0.00	0.00	0.00	(131,250.00)	131,250.00
				3/23/2011	3/23/2011	MAT		(15,000,000.00)	(15,127,683.33)	0.00	127,683.33	15,000,000.00
504052	FANNIE MAE	/BNP PARIBAS	AGNF1				1.7500 / 0.1602					
				3/23/2011	3/23/2011	INT		0.00	0.00	0.00	(224,393.75)	224,393.75
				3/23/2011	3/23/2011	MAT		(25,645,000.00)	(25,863,984.08)	0.00	218,984.08	25,645,000.00
508598	FHLB DISC CORP	/JEFFERIES & COMPANY	AGDN				0.1200 / 0.1200					
				3/24/2011	3/23/2011	SALE		(30,000,000.00)	(29,997,800.00)	0.00	14,997,816.67	14,999,983.33
509383	FHLB DISC CORP	/GOLDMAN SACHS GROUP INC	AGDN				0.1250 / 0.1250					
				4/29/2011	3/23/2011	SALE		(17,000,000.00)	(16,996,694.44)	0.00	(2,082.51)	16,998,776.95
509903	FHLB DISC CORP	/WELLS FARGO BANK	AGDN				0.1000 / 0.1000					
				4/29/2011	3/23/2011	SALE		(20,000,000.00)	(19,997,166.67)	0.00	(1,394.44)	19,998,561.11
512573	WELLS FARGO REPO	/	WFREPOS				0.1500 / 0.1500					
				3/23/2011	3/23/2011	INT		0.00	0.00	0.00	(8.19)	8.19
				3/23/2011	3/23/2011	MAT		(1,965,484.31)	(1,965,484.31)	0.00	0.00	1,965,484.31
512839	FREDDIE DISCOUNT	/JP MORGAN CHASE & CO	AGDN				0.0850 / 0.0850					
				4/27/2011	3/23/2011	PURC		35,700,000.00	35,697,049.79	0.00	0.00	(35,697,049.79)
512840	FHLB DISC CORP	/BNP PARIBAS	AGDN				0.0900 / 0.0900					
				4/27/2011	3/23/2011	PURC		50,000,000.00	49,995,625.00	0.00	0.00	(49,995,625.00)
512841	FHLB DISC CORP	/BNP PARIBAS	AGDN				0.0900 / 0.0900					
				4/27/2011	3/23/2011	PURC		50,000,000.00	49,995,625.00	0.00	0.00	(49,995,625.00)
512844	FNMA DISCOUNT	/JEFFERIES & COMPANY	AGDN				0.0800 / 0.0800					
				5/12/2011	3/23/2011	PURC		50,000,000.00	49,994,444.45	0.00	0.00	(49,994,444.44)

Deals [Transaction Type] = SE

County of Orange
Treasurer-Tax Collector's Office
Detail Transaction Report

Transaction Date From 01-Mar-2011 To 31-Mar-2011

Deal	Issuer	Broker	Inst Type	Maturity Date	Trans Date	Trans Type	Coupon/ Yield(%)	Par Value	Cost	Purchased Interest	(Interest) Amort / (Accret) (Gain) / Loss	Settlement
Fund:	**County Money Mkt Fnd**											
512847	FNMA DISCOUNT	/JEFFERIES & COMPANY	AGDN				0.0800 / 0.0800					
				5/10/2011	3/23/2011	PURC		50,000,000.00	49,994,666.65	0.00	0.00	(49,994,666.67)
512900	WELLS FARGO REPO	/	WFREPOS				0.1500 / 0.1500					
				3/24/2011	3/23/2011	PURC		1,426,662.51	1,426,662.51	0.00	0.00	(1,426,662.51)
512900	WELLS FARGO REPO	/	WFREPOS				0.1500 / 0.1500					
				3/24/2011	3/24/2011	INT		0.00	0.00	0.00	(5.94)	5.94
				3/24/2011	3/24/2011	MAT		(1,426,662.51)	(1,426,662.51)	0.00	0.00	1,426,662.51
512908	NESTLE CAPITAL CORP	/BANK OF AMERICA	CP				0.1300 / 0.1300					
				4/27/2011	3/24/2011	PURC		20,000,000.00	19,997,544.44	0.00	0.00	(19,997,544.44)
513118	WELLS FARGO REPO	/	WFREPOS				0.1500 / 0.1500					
				3/25/2011	3/24/2011	PURC		398,231.28	398,231.28	0.00	0.00	(398,231.28)
479597	FED HM LN BK BD	/JEFFERIES & COMPANY	AGNF1				0.7500 / 0.2413					
				3/25/2011	3/25/2011	INT		0.00	0.00	0.00	(28,125.00)	28,125.00
				3/25/2011	3/25/2011	MAT		(7,500,000.00)	(7,547,076.10)	0.00	47,076.10	7,500,000.00
487979	FED HM LN BK BD	/UBS FINANCIAL SERVICES	AGN FLOAT1				0.2060 / 0.2159					
				9/23/2011	3/25/2011	INT		0.00	0.00	0.00	(2,473.33)	2,473.33
495505	TORONTO DOMINION BANK NY	/TDSI	CP				0.2600 / 0.2602					
				3/25/2011	3/25/2011	MAT		(20,000,000.00)	(19,986,422.22)	0.00	(13,577.78)	20,000,000.00
512520	FED HM LN BK BD	/JP MORGAN CHASE & CO	CALLGOVAGY				0.5000 / 0.4975					
				3/16/2012	3/25/2011	EPAY PRI		(50,000,000.00)	(50,015,832.83)	0.00	0.00	50,015,832.83
				3/16/2012	3/25/2011	INT		0.00	0.00	0.00	(16,666.67)	16,666.67
513118	WELLS FARGO REPO	/	WFREPOS				0.1500 / 0.1500					
				3/25/2011	3/25/2011	INT		0.00	0.00	0.00	(1.66)	1.66
				3/25/2011	3/25/2011	MAT		(398,231.28)	(398,231.28)	0.00	0.00	398,231.28
513120	FANNIE MAE	/CASTLE OAK SECURITIES	AGNF1				3.3750 / 0.1104					
				5/19/2011	3/25/2011	PURC		20,000,000.00	20,334,070.00	0.00	0.00	(20,334,070.00)
513121	FNMA DISCOUNT	/DEUTSCHE	AGDN				0.0860 / 0.0860					
				5/2/2011	3/25/2011	PURC		18,000,000.00	17,998,366.00	0.00	0.00	(17,998,366.00)
513122	CHEVRON CORP	/CHEVRON	CP				0.1050 / 0.1050					

Deals [Transaction Type] = SE

County of Orange
Treasurer-Tax Collector's Office
Detail Transaction Report

Transaction Date From 01-Mar-2011 To 31-Mar-2011

Deal	Issuer	Broker	Inst Type	Maturity Date	Trans Date	Trans Type	Coupon/ Yield(%)	Par Value	Cost	Purchased Interest	(Interest) Amort / (Accret) (Gain) / Loss	Settlement
Fund:	**County Money Mkt Fnd**											
				4/25/2011	3/25/2011	PURC		50,000,000.00	49,995,479.15	0.00	0.00	(49,995,479.17)
513125	FHLB DISC CORP	/CRED SUIS SECURITIES	AGDN				0.0950 / 0.0950					
				5/23/2011	3/25/2011	PURC		50,000,000.00	49,992,215.30	0.00	0.00	(49,992,215.28)
513405	WELLS FARGO REPO	/	WFREPOS				0.1500 / 0.1500					
				3/28/2011	3/25/2011	PURC		2,419,889.53	2,419,889.53	0.00	0.00	(2,419,889.53)
511875	FREDDIE MAC	/CASTLE OAK SECURITIES	AGN FLOAT1				0.2315 / 0.2012					
				9/26/2011	3/26/2011	INT		0.00	0.00	0.00	(1,080.33)	1,080.33
505578	FANNIE MAE	/CASTLE OAK SECURITIES	AGN FLOAT1				0.1600 / 0.1852					
				7/27/2011	3/27/2011	INT		0.00	0.00	0.00	(3,140.28)	3,140.28
475638	GENERAL ELEC CAP CORP	/JEFFERIES & COMPANY	MTNF				0.8872 / 0.6198					
				9/28/2011	3/28/2011	INT		0.00	0.00	0.00	(100.88)	100.88
				9/28/2011	3/28/2011	INT		0.00	0.00	0.00	(9,078.96)	9,078.96
485947	TORONTO DOMINION BANK NY	/TDSI	YCDF				0.3253 / 0.3253					
				10/28/2011	3/28/2011	INT		0.00	0.00	0.00	(2,578.33)	2,578.33
502630	BNP PARIBAS FINANCE	/BNP PARIBAS	YCDF				0.4800 / 0.4800					
				7/26/2011	3/28/2011	INT		0.00	0.00	0.00	(13,107.50)	13,107.50
506923	JOHNSON & JOHNSON	/GOLDMAN SACHS GROUP INC	CP				0.1300 / 0.1300					
				3/29/2011	3/28/2011	SALE		(35,000,000.00)	(34,995,576.39)	0.00	(4,316.66)	34,999,893.05
507167	WAL-MART STORES INC	/CRED SUIS SECURITIES	CP				0.1700 / 0.1700					
				3/28/2011	3/28/2011	MAT		(6,000,000.00)	(5,999,065.00)	0.00	(935.00)	6,000,000.00
509898	JOHNSON & JOHNSON	/CITIGROUP GLOBAL MARKETS	CP				0.1100 / 0.1100					
				3/29/2011	3/28/2011	SALE		(30,000,000.00)	(29,998,166.67)	0.00	14,998,212.50	14,999,954.17
513405	WELLS FARGO REPO	/	WFREPOS				0.1500 / 0.1500					
				3/28/2011	3/28/2011	INT		0.00	0.00	0.00	(30.25)	30.25
				3/28/2011	3/28/2011	MAT		(2,419,889.53)	(2,419,889.53)	0.00	0.00	2,419,889.53
513623	WAL-MART STORES INC	/CRED SUIS SECURITIES	CP				0.1500 / 0.1500					
				4/27/2011	3/28/2011	PURC		15,000,000.00	14,998,125.00	0.00	0.00	(14,998,125.00)

Deals [Transaction Type] = SE

County of Orange
Treasurer-Tax Collector's Office
Detail Transaction Report

Transaction Date From 01-Mar-2011 To 31-Mar-2011

Deal	Issuer	Broker	Inst Type	Maturity Date	Trans Date	Trans Type	Coupon/ Yield(%)	Par Value	Cost	Purchased Interest	(Interest) Amort / (Accret) (Gain) / Loss	Settlement
Fund:	**County Money Mkt Fnd**											
513631	TORONTO DOMINION BANK NY	/JP MORGAN CHASE & CO	YCD				0.1900 / 0.1800					
				4/27/2011	3/28/2011	PURC		25,000,000.00	25,000,208.25	0.00	0.00	(25,000,208.25)
513643	ROYAL BANK OF CANADA	/MORGAN STANLEY	YCDF				0.3483 / 0.2990					
				1/27/2012	3/28/2011	PURC		8,000,000.00	8,003,360.00	0.00	0.00	(8,003,360.00)
513691	WELLS FARGO REPO	/	WFREPOS				0.1500 / 0.1500					
				3/29/2011	3/28/2011	PURC		9,256,670.83	9,256,670.83	0.00	0.00	(9,256,670.83)
509898	JOHNSON & JOHNSON	/CITIGROUP GLOBAL MARKETS	CP				0.1100 / 0.1100					
				3/29/2011	3/29/2011	MAT		(30,000,000.00)	(29,998,166.67)	0.00	14,998,166.67	15,000,000.00
513691	WELLS FARGO REPO	/	WFREPOS				0.1500 / 0.1500					
				3/29/2011	3/29/2011	INT		0.00	0.00	0.00	(38.57)	38.57
				3/29/2011	3/29/2011	MAT		(9,256,670.83)	(9,256,670.83)	0.00	0.00	9,256,670.83
513905	TORONTO DOMINION BANK NY	/TDSI	YCD				0.2000 / 0.2000					
				4/27/2011	3/29/2011	PURC		25,000,000.00	25,000,000.00	0.00	0.00	(25,000,000.00)
513912	BNP PARIBAS FINANCE	/BNP PARIBAS	YCD				0.1900 / 0.1900					
				4/27/2011	3/29/2011	PURC		20,000,000.00	20,000,000.00	0.00	0.00	(20,000,000.00)
513961	WELLS FARGO REPO	/	WFREPOS				0.1500 / 0.1500					
				3/30/2011	3/29/2011	PURC		1,121,617.36	1,121,617.36	0.00	0.00	(1,121,617.36)
513961	WELLS FARGO REPO	/	WFREPOS				0.1500 / 0.1500					
				3/30/2011	3/30/2011	INT		0.00	0.00	0.00	(4.67)	4.67
				3/30/2011	3/30/2011	MAT		(1,121,617.36)	(1,121,617.36)	0.00	0.00	1,121,617.36
514246	CHEVRON CORP	/CHEVRON	CP				0.0800 / 0.0800					
				4/15/2011	3/30/2011	PURC		30,000,000.00	29,998,933.32	0.00	0.00	(29,998,933.33)
514247	FHLB DISC CORP	/BNP PARIBAS	AGDN				0.0700 / 0.0700					
				4/27/2011	3/30/2011	PURC		30,000,000.00	29,998,366.68	0.00	0.00	(29,998,366.67)
514250	NESTLE CAPITAL CORP	/CRED SUIS SECURITIES	CP				0.0500 / 0.0500					
				3/31/2011	3/30/2011	PURC		18,500,000.00	18,499,974.30	0.00	0.00	(18,499,974.31)
514251	ROYAL BANK OF CANADA	/RBC	YCD				0.1400 / 0.1400					

Deals [Transaction Type] = SE

County of Orange
Treasurer-Tax Collector's Office
Detail Transaction Report

Transaction Date From 01-Mar-2011 To 31-Mar-2011

Deal	Issuer	Broker	Inst Type	Maturity Date	Trans Date	Trans Type	Coupon/ Yield(%)	Par Value	Cost	Purchased Interest	(Interest) Amort / (Accret) (Gain) / Loss	Settlement
Fund:	**County Money Mkt Fnd**											
				4/27/2011	3/30/2011	PURC		50,000,000.00	50,000,000.00	0.00	0.00	(50,000,000.00)
514305	WELLS FARGO REPO	/	WFREPOS				0.1500 / 0.1500					
				3/31/2011	3/30/2011	PURC		6,384,766.88	6,384,766.88	0.00	0.00	(6,384,766.88)
514250	NESTLE CAPITAL CORP	/CRED SUIS SECURITIES	CP				0.0500 / 0.0500					
				3/31/2011	3/31/2011	MAT		(18,500,000.00)	(18,499,974.31)	0.00	(25.69)	18,500,000.00
514305	WELLS FARGO REPO	/	WFREPOS				0.1500 / 0.1500					
				3/31/2011	3/31/2011	INT		0.00	0.00	0.00	(26.60)	26.60
				3/31/2011	3/31/2011	MAT		(6,384,766.88)	(6,384,766.88)	0.00	0.00	6,384,766.88
514307	FREDDIE DISCOUNT	/BNP PARIBAS	AGDN				0.0600 / 0.0600					
				4/25/2011	3/31/2011	PURC		25,000,000.00	24,998,958.33	0.00	0.00	(24,998,958.33)
514319	FED FARM CR BK	/JEFFERIES & COMPANY	AGN FLOAT1				0.2131 / 0.1712					
				7/20/2011	3/31/2011	PURC		25,000,000.00	25,013,560.50	0.00	0.00	(25,013,560.49)
					Sub Total:			221,894,168.45	218,760,522.75	17,111.11	112,702,162.09	(331,479,796.03)
Fund:	**Extended Fund**											
464849	FED FARM CR BK	/JEFFERIES & COMPANY	AGDN				0.3100 / 0.3107					
				3/31/2011	3/8/2011	SALE		(25,000,000.00)	(24,942,520.83)	0.00	19,042,860.08	5,899,660.75
475398	FED HM LN BK BD	/MORGAN STANLEY	AGNF1				3.2500 / 0.2213					
				3/11/2011	3/8/2011	SALE		(10,000,000.00)	(10,313,132.22)	0.00	150,740.55	10,162,391.67
483297	FANNIE MAE	/CRED SUIS SECURITIES	AGNF1				1.1600 / 0.2842					
				9/8/2011	3/8/2011	INT		0.00	0.00	0.00	(145,000.00)	145,000.00
493079	FED HM LN BK BD	/GOLDMAN SACHS GROUP INC	CALLGOVAGY				0.4500 / 0.4501					
				12/23/2011	3/8/2011	EPAY PRI		(25,000,000.00)	(25,000,000.00)	0.00	0.00	25,000,000.00
				12/23/2011	3/8/2011	INT		0.00	0.00	0.00	(28,125.00)	28,125.00
507365	US TREASURY N/B	/JEFFERIES & COMPANY	TBILL				0.1025 / 0.1025					
				3/24/2011	3/8/2011	SALE		(25,000,000.00)	(24,997,935.76)	0.00	(1,242.02)	24,999,177.78
509845	FREDDIE MAC	/DEUTSCHE	CALLGOVAGY				0.7500 / 0.7442					
				9/17/2012	3/8/2011	PURC		50,000,000.00	50,182,475.00	0.00	0.00	(50,182,475.00)
509846	FREDDIE MAC	/DEUTSCHE	CALLGOVAGY				0.7500 / 0.7442					
				9/17/2012	3/8/2011	PURC		16,000,000.00	16,058,392.00	0.00	0.00	(16,058,392.00)

Deals [Transaction Type] = SE

County of Orange
Treasurer-Tax Collector's Office
Detail Transaction Report

Transaction Date From 01-Mar-2011 To 31-Mar-2011

Deal	Issuer	Broker	Inst Type	Maturity Date	Trans Date	Trans Type	Coupon/ Yield(%)	Par Value	Cost	Purchased Interest	(Interest) Amort / (Accret) (Gain) / Loss	Settlement
Fund:	**Extended Fund**											
505816	WELLS FARGO BANK	/CASTLE OAK SECURITIES	MTNFFDIC				1.1522 / 0.2216					
				12/9/2011	3/9/2011	INT		0.00	0.00	0.00	(72,011.88)	72,011.88
510129	FREDDIE MAC	/CRED SUIS SECURITIES	STEPGOVAGY				0.5000 / 0.4872					
				2/25/2013	3/9/2011	PURC		39,035,000.00	39,052,348.87	0.00	0.00	(39,052,348.89)
510130	FANNIE MAE	/	CALLGOVAGY				2.7600 / 2.7443					
				3/17/2015	3/9/2011	PURC		38,500,000.00	39,030,401.68	0.00	0.00	(39,030,401.67)
477002	FREDDIE MAC	/JP MORGAN CHASE & CO	AGNF1				1.7500 / 1.8101					
				9/10/2015	3/10/2011	INT		0.00	0.00	0.00	(437,500.00)	437,500.00
488604	RABOBANK NEDERLAND NV NY	/UBS FINANCIAL SERVICES	YCDF				0.3234 / 0.3234					
				11/10/2011	3/10/2011	INT		0.00	0.00	0.00	(3,896.67)	3,896.67
510425	FANNIE MAE	/CASTLE OAK SECURITIES	CALLGOVAGY				0.8000 / 0.7000					
				9/27/2012	3/10/2011	PURC		10,000,000.00	10,051,572.22	0.00	0.00	(10,051,572.22)
510426	FREDDIE MAC	/	CALLGOVAGY				0.7500 / 0.7415					
				9/17/2012	3/10/2011	PURC		9,500,000.00	9,535,455.58	0.00	0.00	(9,535,455.58)
510711	FED HM LN BK BD	/GOLDMAN SACHS GROUP INC	AGDN				0.0300 / 0.0300					
				3/15/2011	3/11/2011	PURC		28,400,000.00	28,399,905.34	0.00	0.00	(28,399,905.33)
510712	FED HM LN BK BD	/GOLDMAN SACHS GROUP INC	AGDN				0.0300 / 0.0300					
				3/15/2011	3/11/2011	PURC		50,000,000.00	49,999,833.35	0.00	0.00	(49,999,833.33)
510713	FED HM LN BK BD	/GOLDMAN SACHS GROUP INC	AGDN				0.0300 / 0.0300					
				3/15/2011	3/11/2011	PURC		50,000,000.00	49,999,833.35	0.00	0.00	(49,999,833.33)
510717	FANNIE MAE	/	CALLGOVAGY				2.7600 / 2.7483					
				3/17/2015	3/11/2011	PURC		11,500,000.00	11,658,470.00	0.00	0.00	(11,658,470.00)
510719	FED HM LN BK BD	/	CALLGOVAGY				0.5000 / 0.4935					
				12/30/2011	3/11/2011	PURC		25,000,000.00	25,030,838.90	0.00	0.00	(25,030,838.89)
510720	FREDDIE MAC	/	CALLGOVAGY				0.7500 / 0.7429					
				9/17/2012	3/11/2011	PURC		6,500,000.00	6,524,251.50	0.00	0.00	(6,524,251.50)
510723	FREDDIE MAC	/	CALLGOVAGY				0.7500 / 0.7429					
				9/17/2012	3/11/2011	PURC		50,000,000.00	50,186,550.00	0.00	0.00	(50,186,550.00)

Deals [Transaction Type] = SE

County of Orange
Treasurer-Tax Collector's Office
Detail Transaction Report

Transaction Date From 01-Mar-2011 To 31-Mar-2011

Deal	Issuer	Broker	Inst Type	Maturity Date	Trans Date	Trans Type	Coupon/ Yield(%)	Par Value	Cost	Purchased Interest	(Interest) Amort / (Accret) (Gain) / Loss	Settlement
Fund:	**Extended Fund**											
510725	FREDDIE MAC	/JP MORGAN CHASE & CO	CALLGOVAGY				2.7500 / 2.6369					
				4/29/2014	3/11/2011	PURC		10,000,000.00	10,134,463.33	0.00	0.00	(10,134,463.33)
510735	FED HM LN BK BD	/	AGYMAT				0.3500 / 0.0968					
				4/18/2011	3/11/2011	PURC		45,000,000.00	45,114,512.49	0.00	0.00	(45,114,512.50)
476192	FREDDIE MAC	/JP MORGAN CHASE & CO	AGNF1				5.5000 / 0.3342					
				9/15/2011	3/15/2011	INT		0.00	0.00	0.00	(137,500.00)	137,500.00
504053	US TREASURY N/B	/DEUTSCHE	TRBD				1.3750 / 0.3739					
				3/15/2012	3/15/2011	INT		0.00	0.00	0.00	(3,437.50)	3,437.50
505870	WAL-MART STORES INC	/CRED SUIS SECURITIES	CP				0.1700 / 0.1700					
				3/15/2011	3/15/2011	MAT		(25,000,000.00)	(24,996,694.44)	0.00	(3,305.56)	25,000,000.00
505876	US TREASURY N/B	/UBS FINANCIAL SERVICES	TRBD				1.3750 / 0.3785					
				3/15/2012	3/15/2011	INT		0.00	0.00	0.00	(137,500.00)	137,500.00
510711	FED HM LN BK BD	/GOLDMAN SACHS GROUP INC	AGDN				0.0300 / 0.0300					
				3/15/2011	3/15/2011	MAT		(28,400,000.00)	(28,399,905.33)	0.00	(94.67)	28,400,000.00
510712	FED HM LN BK BD	/GOLDMAN SACHS GROUP INC	AGDN				0.0300 / 0.0300					
				3/15/2011	3/15/2011	MAT		(50,000,000.00)	(49,999,833.33)	0.00	(166.67)	50,000,000.00
510713	FED HM LN BK BD	/GOLDMAN SACHS GROUP INC	AGDN				0.0300 / 0.0300					
				3/15/2011	3/15/2011	MAT		(50,000,000.00)	(49,999,833.33)	0.00	(166.67)	50,000,000.00
511011	JOHNSON & JOHNSON	/CITIGROUP GLOBAL MARKETS	CP				0.1300 / 0.1300					
				5/10/2011	3/15/2011	PURC		4,758,000.00	4,757,037.83	0.00	0.00	(4,757,037.83)
511021	COUNTY OF ORANGE	/COUNTY OF ORANGE	OCPOB2011A				1.8200 / 1.7600					
				4/13/2012	3/15/2011	PURC		148,919,820.00	148,919,820.00	0.00	0.00	(148,919,820.00)
396311	FED HM LN BK BD	/CRED SUIS SECURITIES	AGN 1				3.6250 / 1.4171					
				9/16/2011	3/16/2011	INT		0.00	0.00	0.00	(643,800.00)	643,800.00
495506	ROYAL BANK OF CANADA	/RBC	YCDF				0.2606 / 0.2666					
				3/18/2011	3/18/2011	INT		0.00	0.00	0.00	(5,055.18)	5,055.18

Deals [Transaction Type] = SE

County of Orange
Treasurer-Tax Collector's Office
Detail Transaction Report

Transaction Date From 01-Mar-2011 To 31-Mar-2011

Deal	Issuer	Broker	Inst Type	Maturity Date	Trans Date	Trans Type	Coupon/ Yield(%)	Par Value	Cost	Purchased Interest	(Interest) Amort / (Accret) (Gain) / Loss	Settlement
Fund:	**Extended Fund**											
				3/18/2011	3/18/2011	MAT		(24,713,000.00)	(24,713,178.92)	0.00	178.92	24,713,000.00
502621	ROYAL BANK OF CANADA	/RBC	YCDF				0.2613 / 0.2474					
				3/18/2011	3/18/2011	INT		0.00	0.00	0.00	(4,091.11)	4,091.11
				3/18/2011	3/18/2011	MAT		(20,000,000.00)	(20,001,706.25)	0.00	1,706.25	20,000,000.00
511876	FED FARM CR BK	/CANTOR FITZGERALD	CALLGOVAGY				1.1250 / 1.0413					
				4/26/2012	3/18/2011	PURC		50,000,000.00	50,267,625.00	0.00	0.00	(50,267,625.00)
511878	BNP PARIBAS NY BRANCH	/BARCLAYS CAPITAL	YCDF				0.3231 / 0.2500					
				4/21/2011	3/18/2011	PURC		25,000,000.00	25,014,289.43	0.00	0.00	(25,014,289.42)
511881	FREDDIE MAC	/	CALLGOVAGY				0.4000 / 0.3949					
				9/22/2011	3/18/2011	PURC		25,000,000.00	25,049,538.90	0.00	0.00	(25,049,538.89)
511904	FED HM LN BK BD	/	CALLGOVAGY				1.5000 / 1.4858					
				12/24/2012	3/18/2011	PURC		5,200,000.00	5,219,448.00	0.00	0.00	(5,219,448.00)
474363	GENERAL ELEC CAP CORP	/JEFFERIES & COMPANY	MTN				5.4000 / 1.8527					
				9/20/2013	3/20/2011	INT		0.00	0.00	0.00	(256,905.00)	256,905.00
464849	FED FARM CR BK	/JEFFERIES & COMPANY	AGDN				0.3100 / 0.3107					
				3/31/2011	3/23/2011	SALE		(25,000,000.00)	(24,942,520.83)	0.00	23,842,533.05	1,099,987.78
512846	FREDDIE MAC	/	CALLGOVAGY				0.9000 / 0.8933					
				12/28/2012	3/23/2011	PURC		50,000,000.00	50,112,250.00	0.00	0.00	(50,112,250.00)
512853	FANNIE MAE	/MORGAN STANLEY	CALLGOVAGY				1.5600 / 1.5003					
				10/19/2012	3/23/2011	PURC		26,000,000.00	26,197,426.66	0.00	0.00	(26,197,426.67)
512854	FREDDIE MAC	/BARCLAY CAPITAL	STEPGOVAGY				0.7000 / 0.6485					
				3/8/2013	3/23/2011	PURC		25,000,000.00	25,029,149.68	0.00	0.00	(25,029,149.67)
478286	FED HM LN BK BD	/RBC	CALLGOVAGY				1.5000 / 1.2432					
				12/24/2012	3/24/2011	L INTERI		(6,000,000.00)	(6,054,880.00)	0.00	0.00	6,054,880.00
				12/24/2012	3/24/2011	EPAY PRI		(6,000,000.00)	(6,054,880.00)	0.00	0.00	6,054,880.00
445461	FANNIE MAE	/UBS FINANCIAL SERVICES	CALLGOVAGY				1.8500 / 1.8707					
				3/25/2013	3/25/2011	EPAY PRI		(28,995,000.00)	(28,977,603.00)	0.00	0.00	28,977,603.00
				3/25/2013	3/25/2011	INT		0.00	0.00	0.00	(268,203.75)	268,203.75
513137	NESTLE CAPITAL CORP	/CRED SUIS SECURITIES	CP				0.1800 / 0.1801					
				6/23/2011	3/25/2011	PURC		30,000,000.00	29,986,500.00	0.00	0.00	(29,986,500.00)

Deals [Transaction Type] = SE

County of Orange
Treasurer-Tax Collector's Office
Detail Transaction Report

Transaction Date From 01-Mar-2011 To 31-Mar-2011

Deal	Issuer	Broker	Inst Type	Maturity Date	Trans Date	Trans Type	Coupon/ Yield(%)	Par Value	Cost	Purchased Interest	(Interest) Amort / (Accret) (Gain) / Loss	Settlement
Fund:	**Extended Fund**											
487981	FED HM LN BK BD	/OPPENHEIMER & CO., INC	CALLGOVAGY				1.2000 / 1.1599					
				9/27/2013	3/27/2011	INT		0.00	0.00	0.00	(90,000.00)	90,000.00
510425	FANNIE MAE	/CASTLE OAK SECURITIES	CALLGOVAGY				0.8000 / 0.7000					
				9/27/2012	3/27/2011	INT		0.00	0.00	0.00	(40,000.00)	40,000.00
496703	FREDDIE MAC	/UBS FINANCE (DE) LLC	CALLGOVAGY				1.0000 / 1.0003					
				12/28/2012	3/28/2011	EPAY PRI		(25,000,000.00)	(25,000,000.00)	0.00	0.00	25,000,000.00
				12/28/2012	3/28/2011	INT		0.00	0.00	0.00	(62,500.00)	62,500.00
502637	BNP PARIBAS FINANCE	/BNP PARIBAS	YCDF				0.4800 / 0.4800					
				7/26/2011	3/28/2011	INT		0.00	0.00	0.00	(11,235.00)	11,235.00
504054	FREDDIE MAC	/DEUTSCHE	AGNF1				0.7500 / 0.8639					
				3/28/2013	3/28/2011	INT		0.00	0.00	0.00	(56,250.00)	56,250.00
504055	FREDDIE MAC	/DEUTSCHE	AGNF1				0.7500 / 0.8639					
				3/28/2013	3/28/2011	INT		0.00	0.00	0.00	(56,250.00)	56,250.00
513635	FHLB DISC CORP	/CRED SUIS SECURITIES	AGDN				0.1000 / 0.1000					
				5/27/2011	3/28/2011	PURC		10,651,000.00	10,649,224.83	0.00	0.00	(10,649,224.83)
513637	FHLB DISC CORP	/DEUTSCHE	AGDN				0.0990 / 0.0990					
				5/27/2011	3/28/2011	PURC		12,275,000.00	12,272,974.63	0.00	0.00	(12,272,974.63)
513638	FHLB DISC CORP	/BARCLAYS CAPITAL	AGDN				0.0900 / 0.0900					
				5/27/2011	3/28/2011	PURC		18,350,000.00	18,347,247.50	0.00	0.00	(18,347,247.50)
513640	FANNIE MAE	/	CALLGOVAGY				2.0000 / 1.9974					
				9/30/2015	3/28/2011	PURC		50,000,000.00	50,499,894.45	0.00	0.00	(50,499,894.44)
513641	FANNIE MAE	/	CALLGOVAGY				2.0000 / 1.9974					
				9/30/2015	3/28/2011	PURC		43,166,000.00	43,597,568.88	0.00	0.00	(43,597,568.87)
513642	FANNIE MAE	/	CALLGOVAGY				2.0000 / 1.9974					
				9/30/2015	3/28/2011	PURC		7,714,000.00	7,791,123.72	0.00	0.00	(7,791,123.72)
513645	RABOBANK NEDERLAND NV NY	/UBS FINANCIAL SERVICES	YCDF				0.3433 / 0.3433					
				4/24/2012	3/28/2011	PURC		50,000,000.00	50,000,000.00	0.00	0.00	(50,000,000.00)
513653	FREDDIE MAC	/CRED SUIS SECURITIES	CALLGOVAGY				1.0000 / 1.0002					
				3/28/2013	3/28/2011	PURC		10,950,000.00	10,950,000.00	0.00	0.00	(10,950,000.00)
513654	FANNIE MAE	/	CALLGOVAGY				2.0000 / 1.9974					

Deals [Transaction Type] = SE

County of Orange
Treasurer-Tax Collector's Office
Detail Transaction Report

Transaction Date From 01-Mar-2011 To 31-Mar-2011

Deal	Issuer	Broker	Inst Type	Maturity Date	Trans Date	Trans Type	Coupon/ Yield(%)	Par Value	Cost	Purchased Interest	(Interest) Amort / (Accret) (Gain) / Loss	Settlement
Fund:	**Extended Fund**											
				9/30/2015	3/28/2011	PURC		50,000,000.00	50,499,894.45	0.00	0.00	(50,499,894.44)
513656	US TREASURY N/B	/BARCLAY CAPITAL	TRBD				0.8750 / 0.2639					
				1/31/2012	3/28/2011	PURC		25,000,000.00	25,128,906.25	33,839.78	0.00	(25,162,746.03)
513657	US TREASURY N/B	/JP MORGAN CHASE & CO	TRBD				0.7500 / 0.3900					
				5/31/2012	3/28/2011	PURC		50,000,000.00	50,210,937.50	121,565.93	0.00	(50,332,503.43)
504769	FANNIE MAE	/CASTLE OAK SECURITIES	STEPGOVAGY				1.0000 / 0.9532					
				3/29/2013	3/29/2011	EPAY PRI		(10,000,000.00)	(10,045,981.11)	0.00	0.00	10,045,981.11
				3/29/2013	3/29/2011	INT		0.00	0.00	0.00	(50,000.00)	50,000.00
513913	BNP PARIBAS FINANCE	/BNP PARIBAS	YCD				0.1900 / 0.1900					
				4/27/2011	3/29/2011	PURC		10,000,000.00	10,000,000.00	0.00	0.00	(10,000,000.00)
487397	FANNIE MAE	/RBC	CALLGOVAGY				2.0000 / 1.7690					
				9/30/2015	3/30/2011	INT		0.00	0.00	0.00	(100,000.00)	100,000.00
464849	FED FARM CR BK	/JEFFERIES & COMPANY	AGDN				0.3100 / 0.3107					
				3/31/2011	3/31/2011	MAT		(25,000,000.00)	(24,942,520.83)	0.00	19,992,520.83	4,950,000.00
514321	US TREASURY N/B	/UBS FINANCIAL SERVICES	TRBD				0.8750 / 0.2625					
				1/31/2012	3/31/2011	PURC		5,000,000.00	5,025,585.94	7,130.52	0.00	(5,032,716.46)
					Sub Total:			**763,310,820.00**	**767,102,621.06**	**162,536.23**	**60,416,303.00**	**(827,681,460.22)**
Fund:	**Educational Money Mkt Fnd**											
439256	FED FARM CR BK	/DEUTSCHE	AGN FLOAT1				0.2400 / 0.2400					
				3/1/2011	3/1/2011	INT		0.00	0.00	0.00	(28,200.00)	28,200.00
				3/1/2011	3/1/2011	MAT		(47,000,000.00)	(47,000,000.00)	0.00	0.00	47,000,000.00
505628	WAL-MART STORES INC	/BARCLAYS CAPITAL	CP				0.1600 / 0.1600					
				3/1/2011	3/1/2011	MAT		(15,000,000.00)	(14,999,000.00)	0.00	(1,000.00)	15,000,000.00
508222	WELLS FARGO REPO	/	WFREPOS				0.1500 / 0.1500					
				3/1/2011	3/1/2011	INT		0.00	0.00	0.00	(1.22)	1.22
				3/1/2011	3/1/2011	MAT		(292,623.28)	(292,623.28)	0.00	0.00	292,623.28
508507	US TREASURY N/B	/CITIGROUP GLOBAL MARKETS	TBILL				0.1000 / 0.1000					
				3/17/2011	3/1/2011	PURC		50,000,000.00	49,997,777.80	0.00	0.00	(49,997,777.78)
508572	NT TREASURY SWEEP - SCHOOLS	/	NTSWEEPS				0.0451 / 0.0451					

Deals [Transaction Type] = SE

County of Orange
Treasurer-Tax Collector's Office
Detail Transaction Report

Transaction Date From 01-Mar-2011 To 31-Mar-2011

Deal	Issuer	Broker	Inst Type	Maturity Date	Trans Date	Trans Type	Coupon/ Yield(%)	Par Value	Cost	Purchased Interest	(Interest) Amort / (Accret) (Gain) / Loss	Settlement
Fund:	**Educational Money Mkt Fnd**											
				3/1/2011	3/1/2011	INT		0.00	0.00	0.00	(74.21)	74.21
				3/1/2011	3/1/2011	MAT		(15,005,336.50)	(15,005,336.50)	0.00	0.00	15,005,336.50
508594	WELLS FARGO REPO	/	WFREPOS				0.1500 / 0.1500					
				3/2/2011	3/1/2011	PURC		174,632.13	174,632.13	0.00	0.00	(174,632.13)
505629	FHLB DISC CORP	/JEFFERIES & COMPANY	AGDN				0.1000 / 0.1000					
				3/3/2011	3/2/2011	SALE		(20,000,000.00)	(19,999,055.56)	0.00	(916.66)	19,999,972.22
508594	WELLS FARGO REPO	/	WFREPOS				0.1500 / 0.1500					
				3/2/2011	3/2/2011	INT		0.00	0.00	0.00	(0.73)	0.73
				3/2/2011	3/2/2011	MAT		(174,632.13)	(174,632.13)	0.00	0.00	174,632.13
508610	FREDDIE MAC	/CASTLE OAK SECURITIES	CALLGOVAGY				3.8000 / 3.7843					
				3/9/2016	3/2/2011	PURC		19,450,000.00	19,818,851.96	0.00	0.00	(19,818,851.96)
508837	WELLS FARGO REPO	/	WFREPOS				0.1500 / 0.1500					
				3/3/2011	3/2/2011	PURC		95,149.00	95,149.00	0.00	0.00	(95,149.00)
508507	US TREASURY N/B	/CITIGROUP GLOBAL MARKETS	TBILL				0.1000 / 0.1000					
				3/17/2011	3/3/2011	SALE		(50,000,000.00)	(49,997,777.78)	0.00	34,998,244.45	14,999,533.33
508837	WELLS FARGO REPO	/	WFREPOS				0.1500 / 0.1500					
				3/3/2011	3/3/2011	INT		0.00	0.00	0.00	(0.40)	0.40
				3/3/2011	3/3/2011	MAT		(95,149.00)	(95,149.00)	0.00	0.00	95,149.00
509054	FED HM LN BK BD	/BNP PARIBAS	CALLGOVAGY				0.4700 / 0.4701					
				3/16/2012	3/3/2011	PURC		10,000,000.00	10,000,000.00	0.00	0.00	(10,000,000.00)
509123	WELLS FARGO REPO	/	WFREPOS				0.1500 / 0.1500					
				3/4/2011	3/3/2011	PURC		191,375.80	191,375.80	0.00	0.00	(191,375.80)
499699	GOOGLE INC	/MORGAN STANLEY	CP				0.1800 / 0.1800					
				3/4/2011	3/4/2011	MAT		(10,000,000.00)	(9,997,450.00)	0.00	(2,550.00)	10,000,000.00
504274	FHLB DISC CORP	/CRED SUIS SECURITIES	AGDN				0.1450 / 0.1450					
				3/4/2011	3/4/2011	MAT		(10,000,000.00)	(9,998,993.06)	0.00	(1,006.94)	10,000,000.00
509123	WELLS FARGO REPO	/	WFREPOS				0.1500 / 0.1500					
				3/4/2011	3/4/2011	INT		0.00	0.00	0.00	(0.80)	0.80
				3/4/2011	3/4/2011	MAT		(191,375.80)	(191,375.80)	0.00	0.00	191,375.80

Deals [Transaction Type] = SE

County of Orange
Treasurer-Tax Collector's Office
Detail Transaction Report

Transaction Date From 01-Mar-2011 To 31-Mar-2011

Deal	Issuer	Broker	Inst Type	Maturity Date	Trans Date	Trans Type	Coupon/ Yield(%)	Par Value	Cost	Purchased Interest	(Interest) Amort / (Accret) (Gain) / Loss	Settlement
Fund:	**Educational Money Mkt Fnd**											
509385	US TREASURY N/B	/UBS FINANCE (DE) LLC	TBILL				0.1125 / 0.1125					
				3/31/2011	3/4/2011	PURC		15,000,000.00	14,998,734.38	0.00	0.00	(14,998,734.38)
509426	WELLS FARGO REPO	/	WFREPOS				0.1500 / 0.1500					
				3/7/2011	3/4/2011	PURC		268,193.64	268,193.64	0.00	0.00	(268,193.64)
479598	GENERAL ELEC CAP CORP	/RAYMOND JAMES & ASSOC, IN	MTNF				0.3728 / 0.3304					
				6/6/2011	3/7/2011	INT		0.00	0.00	0.00	(2,907.75)	2,907.75
505867	CHEVRON CORP	/CHEVRON	CP				0.1600 / 0.1600					
				3/7/2011	3/7/2011	MAT		(50,000,000.00)	(49,995,555.56)	0.00	(4,444.44)	50,000,000.00
506624	WAL-MART STORES INC	/CITIGROUP GLOBAL MARKETS	CP				0.1600 / 0.1600					
				3/7/2011	3/7/2011	MAT		(6,100,000.00)	(6,099,512.00)	0.00	(488.00)	6,100,000.00
509426	WELLS FARGO REPO	/	WFREPOS				0.1500 / 0.1500					
				3/7/2011	3/7/2011	INT		0.00	0.00	0.00	(3.35)	3.35
				3/7/2011	3/7/2011	MAT		(268,193.64)	(268,193.64)	0.00	0.00	268,193.64
509434	US TREASURY N/B	/UBS FINANCIAL SERVICES	TRBD				0.8702 / 0.1632					
				3/31/2011	3/7/2011	PURC		10,000,000.00	10,004,687.50	37,980.77	0.00	(10,042,668.27)
509653	WELLS FARGO REPO	/	WFREPOS				0.1500 / 0.1500					
				3/8/2011	3/7/2011	PURC		1,983,514.90	1,983,514.90	0.00	0.00	(1,983,514.90)
504772	BNP PARIBAS FINANCE	/BNP PARIBAS	YCD				0.2500 / 0.2500					
				3/8/2011	3/8/2011	INT		0.00	0.00	0.00	(1,875.00)	1,875.00
				3/8/2011	3/8/2011	MAT		(10,000,000.00)	(10,000,000.00)	0.00	0.00	10,000,000.00
509653	WELLS FARGO REPO	/	WFREPOS				0.1500 / 0.1500					
				3/8/2011	3/8/2011	INT		0.00	0.00	0.00	(8.26)	8.26
				3/8/2011	3/8/2011	MAT		(1,983,514.90)	(1,983,514.90)	0.00	0.00	1,983,514.90
509835	NESTLE CAPITAL CORP	/CITIGROUP GLOBAL MARKETS	CP				0.1500 / 0.1500					
				4/11/2011	3/8/2011	PURC		7,000,000.00	6,999,008.33	0.00	0.00	(6,999,008.33)
509896	WELLS FARGO REPO	/	WFREPOS				0.1500 / 0.1500					
				3/9/2011	3/8/2011	PURC		572,620.33	572,620.33	0.00	0.00	(572,620.33)

Deals [Transaction Type] = SE

County of Orange
Treasurer-Tax Collector's Office
Detail Transaction Report

Transaction Date From 01-Mar-2011 To 31-Mar-2011

Deal	Issuer	Broker	Inst Type	Maturity Date	Trans Date	Trans Type	Coupon/ Yield(%)	Par Value	Cost	Purchased Interest	(Interest) Amort / (Accret) (Gain) / Loss	Settlement
Fund:	**Educational Money Mkt Fnd**											
498053	FREDDIE MAC	/JEFFERIES & COMPANY	AGN FLOAT1				0.3722 / 0.1600					
				3/9/2011	3/9/2011	INT		0.00	0.00	0.00	(9,304.75)	9,304.75
				3/9/2011	3/9/2011	MAT		(10,000,000.00)	(10,006,458.04)	0.00	6,458.04	10,000,000.00
505817	WELLS FARGO BANK	/CASTLE OAK SECURITIES	MTNFFDIC				1.1522 / 0.2216					
				12/9/2011	3/9/2011	INT		0.00	0.00	0.00	(28,804.75)	28,804.75
508610	FREDDIE MAC	/CASTLE OAK SECURITIES	CALLGOVAGY				3.8000 / 3.7843					
				3/9/2016	3/9/2011	EPAY PRI		(19,450,000.00)	(19,818,851.96)	0.00	0.00	19,818,851.96
				3/9/2016	3/9/2011	INT		0.00	0.00	0.00	(369,550.00)	369,550.00
509896	WELLS FARGO REPO	/	WFREPOS				0.1500 / 0.1500					
				3/9/2011	3/9/2011	INT		0.00	0.00	0.00	(2.39)	2.39
				3/9/2011	3/9/2011	MAT		(572,620.33)	(572,620.33)	0.00	0.00	572,620.33
509901	NESTLE CAPITAL CORP	/GOLDMAN SACHS GROUP INC	CP				0.1100 / 0.1100					
				4/6/2011	3/9/2011	PURC		20,000,000.00	19,998,288.88	0.00	0.00	(19,998,288.89)
509902	NESTLE CAPITAL CORP	/CITIGROUP GLOBAL MARKETS	CP				0.1100 / 0.1100					
				4/7/2011	3/9/2011	PURC		22,000,000.00	21,998,050.56	0.00	0.00	(21,998,050.56)
510184	WELLS FARGO REPO	/	WFREPOS				0.1500 / 0.1500					
				3/10/2011	3/9/2011	PURC		147,588.21	147,588.21	0.00	0.00	(147,588.21)
442667	ROYAL BANK OF CANADA	/RBC	YCDF				0.2300 / 0.2300					
				3/10/2011	3/10/2011	INT		0.00	0.00	0.00	(3,080.00)	3,080.00
				3/10/2011	3/10/2011	MAT		(15,000,000.00)	(15,000,000.00)	0.00	0.00	15,000,000.00
488605	RABOBANK NEDERLAND NV NY	/UBS FINANCIAL SERVICES	YCDF				0.3234 / 0.3234					
				11/10/2011	3/10/2011	INT		0.00	0.00	0.00	(2,597.78)	2,597.78
496404	RABOBANK USA FINANCIAL CORP	/JP MORGAN CHASE & CO	CP				0.2700 / 0.2701					
				3/10/2011	3/10/2011	MAT		(10,000,000.00)	(9,994,525.00)	0.00	(5,475.00)	10,000,000.00
500504	US TREASURY N/B	/BNP PARIBAS	TBILL				0.1500 / 0.1500					
				3/10/2011	3/10/2011	MAT		(25,000,000.00)	(24,994,687.50)	0.00	(5,312.50)	25,000,000.00
504502	US TREASURY N/B	/CRED SUIS SECURITIES	TBILL				0.1270 / 0.1270					

Deals [Transaction Type] = SE

County of Orange
Treasurer-Tax Collector's Office
Detail Transaction Report

Transaction Date From 01-Mar-2011 To 31-Mar-2011

Deal	Issuer	Broker	Inst Type	Maturity Date	Trans Date	Trans Type	Coupon/ Yield(%)	Par Value	Cost	Purchased Interest	(Interest) Amort / (Accret) (Gain) / Loss	Settlement
Fund:	**Educational Money Mkt Fnd**											
				3/10/2011	3/10/2011	MAT		(10,000,000.00)	(9,998,941.67)	0.00	(1,058.33)	10,000,000.00
505355	JOHNSON & JOHNSON	/CITIGROUP GLOBAL MARKETS	CP				0.1200 / 0.1200					
				3/10/2011	3/10/2011	MAT		(20,000,000.00)	(19,998,200.00)	0.00	(1,800.00)	20,000,000.00
507922	RABOBANK NEDERLAND NV NY	/CASTLE OAK SECURITIES	YCDF				0.3340 / 0.3032					
				11/10/2011	3/10/2011	INT		0.00	0.00	0.00	(3,896.67)	3,896.67
510184	WELLS FARGO REPO	/	WFREPOS				0.1500 / 0.1500					
				3/10/2011	3/10/2011	INT		0.00	0.00	0.00	(0.61)	0.61
				3/10/2011	3/10/2011	MAT		(147,588.21)	(147,588.21)	0.00	0.00	147,588.21
510424	ROYAL BANK OF CANADA	/JP MORGAN CHASE & CO	YCDF				0.3615 / 0.3013					
				1/27/2012	3/10/2011	PURC		15,000,000.00	15,009,606.26	0.00	0.00	(15,009,606.25)
510428	FED HM LN BK BD	/JEFFERIES & COMPANY	AGNF1				0.2000 / 0.1300					
				4/29/2011	3/10/2011	PURC		12,500,000.00	12,510,241.23	0.00	0.00	(12,510,241.22)
510437	FED HM LN BK BD	/	CALLGOVAGY				0.3000 / 0.2020					
				11/23/2011	3/10/2011	PURC		12,500,000.00	12,519,745.83	0.00	0.00	(12,519,745.83)
510483	WELLS FARGO REPO	/	WFREPOS				0.1500 / 0.1500					
				3/11/2011	3/10/2011	PURC		609,606.44	609,606.44	0.00	0.00	(609,606.44)
495274	FED HM LN BK BD	/RBC	AGNF1				3.2500 / 0.2002					
				3/11/2011	3/11/2011	INT		0.00	0.00	0.00	(162,500.00)	162,500.00
				3/11/2011	3/11/2011	MAT		(10,000,000.00)	(10,157,925.00)	0.00	157,925.00	10,000,000.00
505635	FHLB DISC CORP	/UBS FINANCIAL SERVICES	AGDN				0.1100 / 0.1100					
				3/11/2011	3/11/2011	MAT		(30,000,000.00)	(29,997,708.33)	0.00	(2,291.67)	30,000,000.00
505866	FHLB DISC CORP	/BNP PARIBAS	AGDN				0.1200 / 0.1200					
				3/11/2011	3/11/2011	MAT		(20,000,000.00)	(19,998,400.00)	0.00	(1,600.00)	20,000,000.00
510483	WELLS FARGO REPO	/	WFREPOS				0.1500 / 0.1500					
				3/11/2011	3/11/2011	INT		0.00	0.00	0.00	(2.54)	2.54
				3/11/2011	3/11/2011	MAT		(609,606.44)	(609,606.44)	0.00	0.00	609,606.44
510703	JOHNSON & JOHNSON	/CITIGROUP GLOBAL MARKETS	CP				0.1200 / 0.1200					
				3/22/2011	3/11/2011	PURC		30,500,000.00	30,498,881.66	0.00	0.00	(30,498,881.67)

Deals [Transaction Type] = SE

County of Orange
Treasurer-Tax Collector's Office
Detail Transaction Report

Transaction Date From 01-Mar-2011 To 31-Mar-2011

Deal	Issuer	Broker	Inst Type	Maturity Date	Trans Date	Trans Type	Coupon/ Yield(%)	Par Value	Cost	Purchased Interest	(Interest) Amort / (Accret) (Gain) / Loss	Settlement
Fund:	**Educational Money Mkt Fnd**											
510716	FED HM LN BK BD	/JEFFERIES & COMPANY	AGNF1				0.2000 / 0.1300					
				4/20/2011	3/11/2011	PURC		8,000,000.00	8,006,843.47	0.00	0.00	(8,006,843.47)
510734	FED HM LN BK BD	/	CALLGOVAGY				0.5000 / 0.4782					
				12/29/2011	3/11/2011	PURC		15,000,000.00	15,017,625.00	0.00	0.00	(15,017,625.00)
510771	WELLS FARGO REPO	/	WFREPOS				0.1500 / 0.1500					
				3/14/2011	3/11/2011	PURC		728,630.65	728,630.65	0.00	0.00	(728,630.65)
483078	RABOBANK NEDERLAND NV NY	/JP MORGAN CHASE & CO	YCDF				0.3263 / 0.2868					
				5/12/2011	3/14/2011	INT		0.00	0.00	0.00	(1,298.89)	1,298.89
494100	TOYOTA MOTOR CREDIT	/RBC	MTNF				0.4100 / 0.4100					
				12/14/2011	3/14/2011	INT		0.00	0.00	0.00	(1,045.74)	1,045.74
				12/14/2011	3/14/2011	INT		0.00	0.00	0.00	(14,787.50)	14,787.50
499707	TORONTO DOMINION BANK NY	/TDSI	YCDF				0.3413 / 0.3413					
				1/12/2012	3/14/2011	INT		0.00	0.00	0.00	(2,675.56)	2,675.56
505810	ROYAL BANK OF CANADA	/RBC	YCDF				0.3140 / 0.3140					
				2/14/2012	3/14/2011	INT		0.00	0.00	0.00	(6,105.56)	6,105.56
510771	WELLS FARGO REPO	/	WFREPOS				0.1500 / 0.1500					
				3/14/2011	3/14/2011	INT		0.00	0.00	0.00	(9.11)	9.11
				3/14/2011	3/14/2011	MAT		(728,630.65)	(728,630.65)	0.00	0.00	728,630.65
510774	CHEVRON CORP	/CHEVRON	CP				0.1300 / 0.1300					
				3/31/2011	3/14/2011	PURC		25,000,000.00	24,998,465.28	0.00	0.00	(24,998,465.28)
510776	FHLB DISC CORP	/GOLDMAN SACHS GROUP INC	AGDN				0.0400 / 0.0400					
				3/15/2011	3/14/2011	PURC		37,000,000.00	36,999,958.89	0.00	0.00	(36,999,958.89)
511006	WELLS FARGO REPO	/	WFREPOS				0.1500 / 0.1500					
				3/15/2011	3/14/2011	PURC		396,153.08	396,153.08	0.00	0.00	(396,153.08)
479880	FREDDIE MAC	/BNP PARIBAS	AGNF1				5.6250 / 0.2402					
				3/15/2011	3/15/2011	INT		0.00	0.00	0.00	(196,875.00)	196,875.00
				3/15/2011	3/15/2011	MAT		(7,000,000.00)	(7,188,623.75)	0.00	188,623.75	7,000,000.00
502606	FHLB DISC CORP	/JEFFERIES & COMPANY	AGDN				0.1500 / 0.1500					

Deals [Transaction Type] = SE

County of Orange
Treasurer-Tax Collector's Office
Detail Transaction Report

Transaction Date From 01-Mar-2011 To 31-Mar-2011

Deal	Issuer	Broker	Inst Type	Maturity Date	Trans Date	Trans Type	Coupon/ Yield(%)	Par Value	Cost	Purchased Interest	(Interest) Amort / (Accret) (Gain) / Loss	Settlement
Fund:	**Educational Money Mkt Fnd**											
				3/15/2011	3/15/2011	MAT		(20,000,000.00)	(19,996,083.33)	0.00	(3,916.67)	20,000,000.00
507368	FED HM LN BK BD	/JP MORGAN CHASE & CO	AGN FLOAT1				0.2160 / 0.2214					
				9/15/2011	3/15/2011	INT		0.00	0.00	0.00	(3,825.36)	3,825.36
510776	FHLB DISC CORP	/GOLDMAN SACHS GROUP INC	AGDN				0.0400 / 0.0400					
				3/15/2011	3/15/2011	MAT		(37,000,000.00)	(36,999,958.89)	0.00	(41.11)	37,000,000.00
511006	WELLS FARGO REPO	/	WFREPOS				0.1500 / 0.1500					
				3/15/2011	3/15/2011	INT		0.00	0.00	0.00	(1.65)	1.65
				3/15/2011	3/15/2011	MAT		(396,153.08)	(396,153.08)	0.00	0.00	396,153.08
511007	CHEVRON CORP	/CHEVRON	CP				0.1100 / 0.1100					
				3/31/2011	3/15/2011	PURC		25,000,000.00	24,998,777.78	0.00	0.00	(24,998,777.78)
511008	WAL-MART STORES INC	/CRED SUIS SECURITIES	CP				0.1400 / 0.1400					
				3/31/2011	3/15/2011	PURC		25,000,000.00	24,998,444.45	0.00	0.00	(24,998,444.44)
511009	FHLB DISC CORP	/GOLDMAN SACHS GROUP INC	AGDN				0.0500 / 0.0500					
				3/16/2011	3/15/2011	PURC		25,000,000.00	24,999,965.28	0.00	0.00	(24,999,965.28)
511015	US TREASURY N/B	/BNP PARIBAS	TBILL				0.0700 / 0.0700					
				3/17/2011	3/15/2011	PURC		10,000,000.00	9,999,961.11	0.00	0.00	(9,999,961.11)
511016	FED HM LN BK BD	/CASTLE OAK SECURITIES	AGN FLOAT1				0.2100 / 0.2192					
				9/12/2011	3/15/2011	PURC		5,000,000.00	4,999,860.00	0.00	0.00	(4,999,860.00)
511019	COUNTY OF ORANGE	/COUNTY OF ORANGE	OCPOB2011A				1.8200 / 1.7600					
				4/13/2012	3/15/2011	PURC		63,500,000.00	63,500,000.00	0.00	0.00	(63,500,000.00)
511257	WELLS FARGO REPO	/	WFREPOS				0.1500 / 0.1500					
				3/16/2011	3/15/2011	PURC		146,508.41	146,508.41	0.00	0.00	(146,508.41)
473800	FED FARM CR BK	/JEFFERIES & COMPANY	AGN FLOAT3				0.2670 / 0.2675					
				9/16/2011	3/16/2011	INT		0.00	0.00	0.00	(510.04)	510.04
				9/16/2011	3/16/2011	INT		0.00	0.00	0.00	(3,885.00)	3,885.00
473801	FED FARM CR BK	/CASTLE OAK SECURITIES	AGN FLOAT3				0.2670 / 0.2675					
				9/16/2011	3/16/2011	INT		0.00	0.00	0.00	(728.63)	728.63
				9/16/2011	3/16/2011	INT		0.00	0.00	0.00	(5,550.00)	5,550.00

Deals [Transaction Type] = SE

County of Orange
Treasurer-Tax Collector's Office
Detail Transaction Report

Transaction Date From 01-Mar-2011 To 31-Mar-2011

Deal	Issuer	Broker	Inst Type	Maturity Date	Trans Date	Trans Type	Coupon/ Yield(%)	Par Value	Cost	Purchased Interest	(Interest) Amort / (Accret) (Gain) / Loss	Settlement
Fund:	**Educational Money Mkt Fnd**											
474874	FED FARM CR BK	/JEFFERIES & COMPANY	AGN FLOAT3				0.2670 / 0.2725					
				9/16/2011	3/16/2011	INT		0.00	0.00	0.00	(1,092.95)	1,092.95
				9/16/2011	3/16/2011	INT		0.00	0.00	0.00	(8,325.00)	8,325.00
494735	FED HM LN BK BD	/JP MORGAN CHASE & CO	CALLGOVAGY				0.5000 / 0.5001					
				12/30/2011	3/16/2011	EPAY PRI		(15,000,000.00)	(15,000,000.00)	0.00	0.00	15,000,000.00
				12/30/2011	3/16/2011	INT		0.00	0.00	0.00	(18,750.00)	18,750.00
502952	WAL-MART STORES INC	/CRED SUIS SECURITIES	CP				0.1900 / 0.1900					
				3/16/2011	3/16/2011	MAT		(10,000,000.00)	(9,997,677.78)	0.00	(2,322.22)	10,000,000.00
511009	FHLB DISC CORP	/GOLDMAN SACHS GROUP INC	AGDN				0.0500 / 0.0500					
				3/16/2011	3/16/2011	MAT		(25,000,000.00)	(24,999,965.28)	0.00	(34.72)	25,000,000.00
511257	WELLS FARGO REPO	/	WFREPOS				0.1500 / 0.1500					
				3/16/2011	3/16/2011	INT		0.00	0.00	0.00	(0.61)	0.61
				3/16/2011	3/16/2011	MAT		(146,508.41)	(146,508.41)	0.00	0.00	146,508.41
511426	FREDDIE MAC	/CASTLE OAK SECURITIES	AGN FLOAT1				0.2135 / 0.2035					
				2/16/2012	3/16/2011	PURC		2,600,000.00	2,600,239.20	0.00	0.00	(2,600,239.20)
511529	JOHNSON & JOHNSON	/CITIGROUP GLOBAL MARKETS	CP				0.1300 / 0.1300					
				5/10/2011	3/16/2011	PURC		30,000,000.00	29,994,041.67	0.00	0.00	(29,994,041.67)
511530	WAL-MART STORES INC	/CRED SUIS SECURITIES	CP				0.1500 / 0.1500					
				4/11/2011	3/16/2011	PURC		13,079,000.00	13,077,583.11	0.00	0.00	(13,077,583.11)
511583	WELLS FARGO REPO	/	WFREPOS				0.1500 / 0.1500					
				3/17/2011	3/16/2011	PURC		473,043.48	473,043.48	0.00	0.00	(473,043.48)
500506	US TREASURY N/B	/BARCLAY CAPITAL	TBILL				0.1500 / 0.1500					
				3/17/2011	3/17/2011	MAT		(10,000,000.00)	(9,997,583.33)	0.00	(2,416.67)	10,000,000.00
508507	US TREASURY N/B	/CITIGROUP GLOBAL MARKETS	TBILL				0.1000 / 0.1000					
				3/17/2011	3/17/2011	MAT		(50,000,000.00)	(49,997,777.78)	0.00	14,997,777.78	35,000,000.00
511015	US TREASURY N/B	/BNP PARIBAS	TBILL				0.0700 / 0.0700					
				3/17/2011	3/17/2011	MAT		(10,000,000.00)	(9,999,961.11)	0.00	(38.89)	10,000,000.00

Deals [Transaction Type] = SE

County of Orange
Treasurer-Tax Collector's Office
Detail Transaction Report

Transaction Date From 01-Mar-2011 To 31-Mar-2011

Deal	Issuer	Broker	Inst Type	Maturity Date	Trans Date	Trans Type	Coupon/ Yield(%)	Par Value	Cost	Purchased Interest	(Interest) Amort / (Accret) (Gain) / Loss	Settlement
Fund:		**Educational Money Mkt Fnd**										
511583	WELLS FARGO REPO	/	WFREPOS				0.1500 / 0.1500					
				3/17/2011	3/17/2011	INT		0.00	0.00	0.00	(1.97)	1.97
				3/17/2011	3/17/2011	MAT		(473,043.48)	(473,043.48)	0.00	0.00	473,043.48
511594	FHLB DISC CORP	/BANK OF AMERICA	AGDN				0.0800 / 0.0800					
				4/13/2011	3/17/2011	PURC		50,000,000.00	49,997,000.00	0.00	0.00	(49,997,000.00)
511865	WELLS FARGO REPO	/	WFREPOS				0.1500 / 0.1500					
				3/18/2011	3/17/2011	PURC		42,255.81	42,255.81	0.00	0.00	(42,255.81)
502624	ROYAL BANK OF CANADA	/RBC	YCDF				0.2613 / 0.2474					
				3/18/2011	3/18/2011	INT		0.00	0.00	0.00	(3,068.33)	3,068.33
				3/18/2011	3/18/2011	MAT		(15,000,000.00)	(15,001,279.69)	0.00	1,279.69	15,000,000.00
506858	ROYAL BANK OF CANADA	/RBC	YCDF				0.2630 / 0.2138					
				3/18/2011	3/18/2011	INT		0.00	0.00	0.00	(3,682.00)	3,682.00
				3/18/2011	3/18/2011	MAT		(18,000,000.00)	(18,000,738.00)	0.00	738.00	18,000,000.00
511865	WELLS FARGO REPO	/	WFREPOS				0.1500 / 0.1500					
				3/18/2011	3/18/2011	INT		0.00	0.00	0.00	(0.18)	0.18
				3/18/2011	3/18/2011	MAT		(42,255.81)	(42,255.81)	0.00	0.00	42,255.81
511872	CHEVRON CORP	/CHEVRON	CP				0.0900 / 0.0900					
				4/8/2011	3/18/2011	PURC		20,000,000.00	19,998,950.00	0.00	0.00	(19,998,950.00)
512139	WELLS FARGO REPO	/	WFREPOS				0.1500 / 0.1500					
				3/21/2011	3/18/2011	PURC		318,369.85	318,369.85	0.00	0.00	(318,369.85)
494689	FREDDIE MAC	/JEFFERIES & COMPANY	AGN FLOAT1				0.2134 / 0.2235					
				9/19/2011	3/19/2011	INT		0.00	0.00	0.00	(2,462.91)	2,462.91
506634	FED FARM CR BK	/JEFFERIES & COMPANY	AGN FLOAT1				0.2413 / 0.2158					
				3/19/2012	3/19/2011	INT		0.00	0.00	0.00	(1,890.00)	1,890.00
507915	FREDDIE MAC	/CASTLE OAK SECURITIES	AGN FLOAT1				0.2230 / 0.2125					
				9/19/2011	3/19/2011	INT		0.00	0.00	0.00	(406.73)	406.73
456097	TORONTO DOMINION BANK NY	/TDSI	YCDF				0.3889 / 0.3889					
				5/19/2011	3/21/2011	INT		0.00	0.00	0.00	(11.25)	11.25
				5/19/2011	3/21/2011	INT		0.00	0.00	0.00	(3,510.00)	3,510.00

Deals [Transaction Type] = SE

County of Orange
Treasurer-Tax Collector's Office
Detail Transaction Report

Transaction Date From 01-Mar-2011 To 31-Mar-2011

Deal	Issuer	Broker	Inst Type	Maturity Date	Trans Date	Trans Type	Coupon/ Yield(%)	Par Value	Cost	Purchased Interest	(Interest) Amort / (Accret) (Gain) / Loss	Settlement
Fund:	**Educational Money Mkt Fnd**											
491037	FREDDIE MAC	/GOLDMAN SACHS GROUP INC	AGNF1				5.8750 / 0.2494					
				3/21/2011	3/21/2011	INT		0.00	0.00	0.00	(96,937.50)	96,937.50
				3/21/2011	3/21/2011	MAT		(3,300,000.00)	(3,394,186.13)	0.00	94,186.13	3,300,000.00
504273	WAL-MART STORES INC	/CRED SUIS SECURITIES	CP				0.1800 / 0.1800					
				3/21/2011	3/21/2011	MAT		(25,000,000.00)	(24,994,750.00)	0.00	(5,250.00)	25,000,000.00
505271	TORONTO DOMINION BANK NY	/TDSI	YCD				0.2800 / 0.2250					
				3/21/2011	3/21/2011	INT		0.00	0.00	0.00	(4,386.67)	4,386.67
				3/21/2011	3/21/2011	MAT		(6,000,000.00)	(6,000,356.79)	0.00	356.79	6,000,000.00
512139	WELLS FARGO REPO	/	WFREPOS				0.1500 / 0.1500					
				3/21/2011	3/21/2011	INT		0.00	0.00	0.00	(3.98)	3.98
				3/21/2011	3/21/2011	MAT		(318,369.85)	(318,369.85)	0.00	0.00	318,369.85
512323	WAL-MART STORES INC	/CRED SUIS SECURITIES	CP				0.1500 / 0.1500					
				4/7/2011	3/21/2011	PURC		15,000,000.00	14,998,937.51	0.00	0.00	(14,998,937.50)
512325	FANNIE MAE	/BARCLAY CAPITAL	AGN FLOAT1				0.1920 / 0.1397					
				5/13/2011	3/21/2011	PURC		14,000,000.00	14,003,766.00	0.00	0.00	(14,003,766.00)
512381	WELLS FARGO REPO	/	WFREPOS				0.1500 / 0.1500					
				3/22/2011	3/21/2011	PURC		1,944,232.24	1,944,232.24	0.00	0.00	(1,944,232.24)
472007	WELLS FARGO BANK	/JEFFERIES & COMPANY	MTNF				0.6382 / 0.5345					
				3/22/2011	3/22/2011	INT		0.00	0.00	0.00	(15,105.38)	15,105.38
				3/22/2011	3/22/2011	MAT		(15,000,000.00)	(15,009,495.00)	0.00	9,495.00	15,000,000.00
473560	BANK OF AMERICA CORP	/MORGAN STANLEY	MTN				4.0000 / 0.6573					
				3/22/2011	3/22/2011	INT		0.00	0.00	0.00	(200,000.00)	200,000.00
				3/22/2011	3/22/2011	MAT		(10,000,000.00)	(10,196,100.00)	0.00	196,100.00	10,000,000.00
483353	BANK OF AMERICA NA	/JEFFERIES & COMPANY	MTN				4.0000 / 0.4576					
				3/22/2011	3/22/2011	INT		0.00	0.00	0.00	(100,000.00)	100,000.00
				3/22/2011	3/22/2011	MAT		(5,000,000.00)	(5,077,000.00)	0.00	77,000.00	5,000,000.00
510703	JOHNSON & JOHNSON	/CITIGROUP GLOBAL MARKETS	CP				0.1200 / 0.1200					

Deals [Transaction Type] = SE

County of Orange
Treasurer-Tax Collector's Office
Detail Transaction Report

Transaction Date From 01-Mar-2011 To 31-Mar-2011

Deal	Issuer	Broker	Inst Type	Maturity Date	Trans Date	Trans Type	Coupon/ Yield(%)	Par Value	Cost	Purchased Interest	(Interest) Amort / (Accret) (Gain) / Loss	Settlement
Fund:	**Educational Money Mkt Fnd**											
				3/22/2011	3/22/2011	MAT		(30,500,000.00)	(30,498,881.67)	0.00	(1,118.33)	30,500,000.00
512381	WELLS FARGO REPO	/	WFREPOS				0.1500 / 0.1500					
				3/22/2011	3/22/2011	INT		0.00	0.00	0.00	(8.10)	8.10
				3/22/2011	3/22/2011	MAT		(1,944,232.24)	(1,944,232.24)	0.00	0.00	1,944,232.24
512521	FED HM LN BK BD	/JP MORGAN CHASE & CO	CALLGOVAGY				0.5000 / 0.4975					
				3/16/2012	3/22/2011	PURC		50,000,000.00	50,015,832.85	0.00	0.00	(50,015,832.83)
512522	FREDDIE MAC	/CASTLE OAK SECURITIES	AGN FLOAT1				0.1810 / 0.2057					
				2/2/2012	3/22/2011	PURC		2,000,000.00	1,999,775.11	0.00	0.00	(1,999,775.11)
512526	WAL-MART STORES INC	/BARCLAY CAPITAL	CP				0.1500 / 0.1500					
				4/19/2011	3/22/2011	PURC		10,000,000.00	9,998,833.33	0.00	0.00	(9,998,833.33)
512574	WELLS FARGO REPO	/	WFREPOS				0.1500 / 0.1500					
				3/23/2011	3/22/2011	PURC		77,127.37	77,127.37	0.00	0.00	(77,127.37)
478269	BANK OF AMERICA CORP	/RBC	MTN				5.7700 / 0.6860					
				7/25/2011	3/23/2011	SALE		(3,900,000.00)	(4,069,357.50)	0.00	63,331.67	4,006,025.83
496699	FANNIE MAE	/JEFFERIES & COMPANY	AGNF1				1.7500 / 0.1900					
				3/23/2011	3/23/2011	INT		0.00	0.00	0.00	(76,562.50)	76,562.50
				3/23/2011	3/23/2011	MAT		(8,750,000.00)	(8,822,604.58)	0.00	72,604.58	8,750,000.00
504056	FANNIE MAE	/BNP PARIBAS	AGNF1				1.7500 / 0.1602					
				3/23/2011	3/23/2011	INT		0.00	0.00	0.00	(218,750.00)	218,750.00
				3/23/2011	3/23/2011	MAT		(25,000,000.00)	(25,213,476.39)	0.00	213,476.39	25,000,000.00
504453	FANNIE MAE	/BNP PARIBAS	AGNF1				1.7500 / 0.1599					
				3/23/2011	3/23/2011	INT		0.00	0.00	0.00	(87,500.00)	87,500.00
				3/23/2011	3/23/2011	MAT		(10,000,000.00)	(10,085,528.89)	0.00	85,528.89	10,000,000.00
512574	WELLS FARGO REPO	/	WFREPOS				0.1500 / 0.1500					
				3/23/2011	3/23/2011	INT		0.00	0.00	0.00	(0.32)	0.32
				3/23/2011	3/23/2011	MAT		(77,127.37)	(77,127.37)	0.00	0.00	77,127.37
512845	FHLB DISC CORP	/WELLS FARGO BANK	AGDN				0.0550 / 0.0550					
				4/15/2011	3/23/2011	PURC		7,000,000.00	6,999,754.03	0.00	0.00	(6,999,754.03)
512855	FED FARM CR BK	/OPPENHEIMER & CO., INC	CALLGOVAGY				2.7500 / 2.7350					
				9/30/2014	3/23/2011	PURC		10,000,000.00	10,137,122.78	0.00	0.00	(10,137,122.78)

Deals [Transaction Type] = SE

County of Orange
Treasurer-Tax Collector's Office
Detail Transaction Report

Transaction Date From 01-Mar-2011 To 31-Mar-2011

Deal	Issuer	Broker	Inst Type	Maturity Date	Trans Date	Trans Type	Coupon/ Yield(%)	Par Value	Cost	Purchased Interest	(Interest) Amort / (Accret) (Gain) / Loss	Settlement
Fund:	**Educational Money Mkt Fnd**											
512859	US TREASURY N/B	/UBS FINANCIAL SERVICES	TBILL				0.0600 / 0.0600					
				4/21/2011	3/23/2011	PURC		20,000,000.00	19,999,033.32	0.00	0.00	(19,999,033.33)
512860	US TREASURY N/B	/CRED SUIS SECURITIES	TRBD				0.8702 / 0.1404					
				3/31/2011	3/23/2011	PURC		25,000,000.00	25,004,025.00	104,567.31	0.00	(25,108,592.31)
512901	WELLS FARGO REPO	/	WFREPOS				0.1500 / 0.1500					
				3/24/2011	3/23/2011	PURC		707,237.93	707,237.93	0.00	0.00	(707,237.93)
502627	US TREASURY N/B	/JP MORGAN CHASE & CO	TBILL				0.1550 / 0.1550					
				3/24/2011	3/24/2011	MAT		(10,000,000.00)	(9,997,588.89)	0.00	(2,411.11)	10,000,000.00
507412	US TREASURY N/B	/BNP PARIBAS	TBILL				0.1250 / 0.1250					
				3/24/2011	3/24/2011	MAT		(20,000,000.00)	(19,998,055.56)	0.00	(1,944.44)	20,000,000.00
507913	US TREASURY N/B	/BARCLAYS CAPITAL	TBILL				0.1150 / 0.1150					
				3/24/2011	3/24/2011	MAT		(25,000,000.00)	(24,997,843.75)	0.00	(2,156.25)	25,000,000.00
512901	WELLS FARGO REPO	/	WFREPOS				0.1500 / 0.1500					
				3/24/2011	3/24/2011	INT		0.00	0.00	0.00	(2.95)	2.95
				3/24/2011	3/24/2011	MAT		(707,237.93)	(707,237.93)	0.00	0.00	707,237.93
512906	NESTLE CAPITAL CORP	/BANK OF AMERICA	CP				0.1200 / 0.1200					
				4/4/2011	3/24/2011	PURC		15,000,000.00	14,999,450.00	0.00	0.00	(14,999,450.00)
512907	JOHNSON & JOHNSON	/CITIGROUP GLOBAL MARKETS	CP				0.1100 / 0.1100					
				4/18/2011	3/24/2011	PURC		16,000,000.00	15,998,777.78	0.00	0.00	(15,998,777.78)
512909	FREDDIE DISCOUNT	/GREENWICH CAPITAL	AGDN				0.1000 / 0.1000					
				5/23/2011	3/24/2011	PURC		12,900,000.00	12,897,850.00	0.00	0.00	(12,897,850.00)
512910	TORONTO DOMINION BANK NY	/TDSI	YCD				0.1900 / 0.1900					
				4/21/2011	3/24/2011	PURC		10,000,000.00	10,000,000.00	0.00	0.00	(10,000,000.00)
513119	WELLS FARGO REPO	/	WFREPOS				0.1500 / 0.1500					
				3/25/2011	3/24/2011	PURC		40,046.66	40,046.66	0.00	0.00	(40,046.66)
502268	FHLB DISC CORP	/FTN FINANCIAL	AGDN				0.1600 / 0.1600					
				3/25/2011	3/25/2011	MAT		(15,000,000.00)	(14,996,133.33)	0.00	(3,866.67)	15,000,000.00

Deals [Transaction Type] = SE

County of Orange
Treasurer-Tax Collector's Office
Detail Transaction Report

Transaction Date From 01-Mar-2011 To 31-Mar-2011

Deal	Issuer	Broker	Inst Type	Maturity Date	Trans Date	Trans Type	Coupon/ Yield(%)	Par Value	Cost	Purchased Interest	(Interest) Amort / (Accret) (Gain) / Loss	Settlement
Fund:	**Educational Money Mkt Fnd**											
502628	FED HM LN BK BD	/JP MORGAN CHASE & CO	AGNF1				0.7500 / 0.1815					
				3/25/2011	3/25/2011	INT		0.00	0.00	0.00	(56,250.00)	56,250.00
				3/25/2011	3/25/2011	MAT		(15,000,000.00)	(15,051,925.00)	0.00	51,925.00	15,000,000.00
507902	FHLB DISC CORP	/RBC	AGDN				0.1350 / 0.1350					
				3/25/2011	3/25/2011	MAT		(50,000,000.00)	(49,994,750.00)	0.00	(5,250.00)	50,000,000.00
512521	FED HM LN BK BD	/JP MORGAN CHASE & CO	CALLGOVAGY				0.5000 / 0.4975					
				3/16/2012	3/25/2011	EPAY PRI		(50,000,000.00)	(50,015,832.83)	0.00	0.00	50,015,832.83
				3/16/2012	3/25/2011	INT		0.00	0.00	0.00	(16,666.67)	16,666.67
513119	WELLS FARGO REPO	/	WFREPOS				0.1500 / 0.1500					
				3/25/2011	3/25/2011	INT		0.00	0.00	0.00	(0.17)	0.17
				3/25/2011	3/25/2011	MAT		(40,046.66)	(40,046.66)	0.00	0.00	40,046.66
513123	FHLB DISC CORP	/BNP PARIBAS	AGDN				0.1050 / 0.1050					
				5/27/2011	3/25/2011	PURC		25,000,000.00	24,995,406.25	0.00	0.00	(24,995,406.25)
513124	FNMA DISCOUNT	/MORGAN STANLEY	AGDN				0.1000 / 0.1000					
				5/23/2011	3/25/2011	PURC		17,000,000.00	16,997,213.89	0.00	0.00	(16,997,213.89)
513133	TORONTO DOMINION BANK NY	/TDSI	YCD				0.1950 / 0.1950					
				4/29/2011	3/25/2011	PURC		10,000,000.00	10,000,000.00	0.00	0.00	(10,000,000.00)
513134	BERKSHIRE HATHAWAY INC	/CASTLE OAK SECURITIES	MTNF				0.4920 / 0.3137					
				2/10/2012	3/25/2011	PURC		4,000,000.00	4,006,256.00	2,350.67	0.00	(4,008,606.67)
513135	BERKSHIRE HATHAWAY INC	/BARCLAY CAPITAL	MTN				1.4000 / 0.4086					
				2/10/2012	3/25/2011	PURC		10,000,000.00	10,086,493.30	17,500.00	0.00	(10,103,993.30)
513406	WELLS FARGO REPO	/	WFREPOS				0.1500 / 0.1500					
				3/28/2011	3/25/2011	PURC		962,829.54	962,829.54	0.00	0.00	(962,829.54)
507914	FREDDIE MAC	/CASTLE OAK SECURITIES	AGN FLOAT1				0.2300 / 0.2096					
				9/26/2011	3/26/2011	INT		0.00	0.00	0.00	(478.05)	478.05
505577	FANNIE MAE	/CASTLE OAK SECURITIES	AGN FLOAT1				0.1600 / 0.1852					
				7/27/2011	3/27/2011	INT		0.00	0.00	0.00	(3,140.28)	3,140.28
485946	TORONTO DOMINION BANK NY	/TDSI	YCDF				0.3253 / 0.3253					

Deals [Transaction Type] = SE

County of Orange
Treasurer-Tax Collector's Office
Detail Transaction Report

Transaction Date From 01-Mar-2011 To 31-Mar-2011

Deal	Issuer	Broker	Inst Type	Maturity Date	Trans Date	Trans Type	Coupon/ Yield(%)	Par Value	Cost	Purchased Interest	(Interest) Amort / (Accret) (Gain) / Loss	Settlement
Fund:	**Educational Money Mkt Fnd**											
				10/28/2011	3/28/2011	INT		0.00	0.00	0.00	(2,578.33)	2,578.33
496397	FREDDIE DISCOUNT	/FTN FINANCIAL	AGDN				0.1800 / 0.1801					
				3/28/2011	3/28/2011	MAT		(8,152,000.00)	(8,148,290.84)	0.00	(3,709.16)	8,152,000.00
496690	FREDDIE DISCOUNT	/BNP PARIBAS	AGDN				0.1700 / 0.1701					
				3/28/2011	3/28/2011	MAT		(25,000,000.00)	(24,989,375.00)	0.00	(10,625.00)	25,000,000.00
502631	BNP PARIBAS FINANCE	/BNP PARIBAS	YCDF				0.4800 / 0.4800					
				7/26/2011	3/28/2011	INT		0.00	0.00	0.00	(13,107.50)	13,107.50
510424	ROYAL BANK OF CANADA	/JP MORGAN CHASE & CO	YCDF				0.3615 / 0.3013					
				1/27/2012	3/28/2011	INT		0.00	0.00	0.00	(4,217.50)	4,217.50
513406	WELLS FARGO REPO	/	WFREPOS				0.1500 / 0.1500					
				3/28/2011	3/28/2011	INT		0.00	0.00	0.00	(12.04)	12.04
				3/28/2011	3/28/2011	MAT		(962,829.54)	(962,829.54)	0.00	0.00	962,829.54
513624	WAL-MART STORES INC	/CRED SUIS SECURITIES	CP				0.1500 / 0.1500					
				4/29/2011	3/28/2011	PURC		10,000,000.00	9,998,666.67	0.00	0.00	(9,998,666.67)
513626	FNMA DISCOUNT	/GOLDMAN SACHS GROUP INC	AGDN				0.0400 / 0.0400					
				4/26/2011	3/28/2011	PURC		5,000,000.00	4,999,838.89	0.00	0.00	(4,999,838.89)
513627	FHLB DISC CORP	/JEFFERIES & COMPANY	AGDN				0.0400 / 0.0400					
				4/26/2011	3/28/2011	PURC		20,008,000.00	20,007,355.30	0.00	0.00	(20,007,355.30)
513628	FHLB DISC CORP	/FTN FINANCIAL	AGDN				0.0500 / 0.0500					
				3/31/2011	3/28/2011	PURC		2,000,000.00	1,999,991.67	0.00	0.00	(1,999,991.67)
513655	US TREASURY N/B	/BNP PARIBAS	TRBD				0.8739 / 0.0552					
				4/30/2011	3/28/2011	PURC		5,000,000.00	5,003,710.94	17,886.74	0.00	(5,021,597.68)
513692	WELLS FARGO REPO	/	WFREPOS				0.1500 / 0.1500					
				3/29/2011	3/28/2011	PURC		90,036.94	90,036.94	0.00	0.00	(90,036.94)
506625	FNMA DISCOUNT	/JP MORGAN CHASE & CO	AGDN				0.1000 / 0.1000					
				3/29/2011	3/29/2011	MAT		(15,000,000.00)	(14,998,333.33)	0.00	(1,666.67)	15,000,000.00
513692	WELLS FARGO REPO	/	WFREPOS				0.1500 / 0.1500					
				3/29/2011	3/29/2011	INT		0.00	0.00	0.00	(0.38)	0.38
				3/29/2011	3/29/2011	MAT		(90,036.94)	(90,036.94)	0.00	0.00	90,036.94

Deals [Transaction Type] = SE

County of Orange
Treasurer-Tax Collector's Office
Detail Transaction Report

Transaction Date From 01-Mar-2011 To 31-Mar-2011

Deal	Issuer	Broker	Inst Type	Maturity Date	Trans Date	Trans Type	Coupon/ Yield(%)	Par Value	Cost	Purchased Interest	(Interest) Amort / (Accret) (Gain) / Loss	Settlement
Fund:	**Educational Money Mkt Fnd**											
513903	FHLB DISC CORP	/JEFFERIES & COMPANY	AGDN				0.0300 / 0.0300					
				4/14/2011	3/29/2011	PURC		26,720,000.00	26,719,643.74	0.00	0.00	(26,719,643.73)
513906	NESTLE CAPITAL CORP	/CRED SUIS SECURITIES	CP				0.0800 / 0.0800					
				3/30/2011	3/29/2011	PURC		10,000,000.00	9,999,977.78	0.00	0.00	(9,999,977.78)
513910	ROYAL BANK OF CANADA	/RBC	YCDF				0.2983 / 0.2983					
				3/29/2012	3/29/2011	PURC		10,000,000.00	10,000,000.00	0.00	0.00	(10,000,000.00)
513911	BNP PARIBAS FINANCE	/BNP PARIBAS	YCD				0.1500 / 0.1500					
				4/8/2011	3/29/2011	PURC		10,000,000.00	10,000,000.00	0.00	0.00	(10,000,000.00)
513962	WELLS FARGO REPO	/	WFREPOS				0.1500 / 0.1500					
				3/30/2011	3/29/2011	PURC		181,057.67	181,057.67	0.00	0.00	(181,057.67)
480937	FED HM LN BK BD	/CASTLE OAK SECURITIES	AGN FLOAT1				0.2700 / 0.2750					
				9/30/2011	3/30/2011	INT		0.00	0.00	0.00	(6,075.00)	6,075.00
480938	FED HM LN BK BD	/CASTLE OAK SECURITIES	AGN FLOAT1				0.2700 / 0.2700					
				9/30/2011	3/30/2011	INT		0.00	0.00	0.00	(10,125.00)	10,125.00
502600	FHLB DISC CORP	/BNP PARIBAS	AGDN				0.1700 / 0.1700					
				3/30/2011	3/30/2011	MAT		(50,000,000.00)	(49,985,361.11)	0.00	(14,638.89)	50,000,000.00
505273	FNMA DISCOUNT	/JEFFERIES & COMPANY	AGDN				0.1200 / 0.1200					
				3/30/2011	3/30/2011	MAT		(25,000,000.00)	(24,996,000.00)	0.00	(4,000.00)	25,000,000.00
512855	FED FARM CR BK	/OPPENHEIMER & CO., INC	CALLGOVAGY				2.7500 / 2.7350					
				9/30/2014	3/30/2011	EPAY PRI		(10,000,000.00)	(10,137,122.78)	0.00	0.00	10,137,122.78
				9/30/2014	3/30/2011	INT		0.00	0.00	0.00	(137,500.00)	137,500.00
513906	NESTLE CAPITAL CORP	/CRED SUIS SECURITIES	CP				0.0800 / 0.0800					
				3/30/2011	3/30/2011	MAT		(10,000,000.00)	(9,999,977.78)	0.00	(22.22)	10,000,000.00
513962	WELLS FARGO REPO	/	WFREPOS				0.1500 / 0.1500					
				3/30/2011	3/30/2011	INT		0.00	0.00	0.00	(0.75)	0.75
				3/30/2011	3/30/2011	MAT		(181,057.67)	(181,057.67)	0.00	0.00	181,057.67
514248	FHLB DISC CORP	/MORGAN STANLEY	AGDN				0.0300 / 0.0300					
				4/14/2011	3/30/2011	PURC		50,000,000.00	49,999,375.00	0.00	0.00	(49,999,375.00)

Deals [Transaction Type] = SE

County of Orange
Treasurer-Tax Collector's Office
Detail Transaction Report

Transaction Date From 01-Mar-2011 To 31-Mar-2011

Deal	Issuer	Broker	Inst Type	Maturity Date	Trans Date	Trans Type	Coupon/ Yield(%)	Par Value	Cost	Purchased Interest	(Interest) Amort / (Accret) (Gain) / Loss	Settlement
Fund:	**Educational Money Mkt Fnd**											
514249	FHLB DISC CORP	/JEFFERIES & COMPANY	AGDN				0.0400 / 0.0400					
				4/19/2011	3/30/2011	PURC		17,998,000.00	17,997,600.05	0.00	0.00	(17,997,600.04)
514252	FREDDIE MAC	/CASTLE OAK SECURITIES	AGNF1				1.1250 / 0.1400					
				6/1/2011	3/30/2011	PURC		6,000,000.00	6,032,272.50	0.00	0.00	(6,032,272.50)
514253	FED HM LN BK BD	/CASTLE OAK SECURITIES	AGNF1				0.8000 / 0.1008					
				5/6/2011	3/30/2011	PURC		30,000,000.00	30,116,880.00	0.00	0.00	(30,116,880.00)
514255	FREDDIE MAC	/BANK OF AMERICA	AGN FLOAT4				0.1780 / 0.1970					
				1/11/2012	3/30/2011	PURC		19,976,000.00	19,974,912.19	0.00	0.00	(19,974,912.19)
514257	US TREASURY N/B	/UBS FINANCIAL SERVICES	TBILL				0.0315 / 0.0315					
				4/15/2011	3/30/2011	PURC		25,000,000.00	24,999,650.00	0.00	0.00	(24,999,650.00)
514306	WELLS FARGO REPO	/	WFREPOS				0.1500 / 0.1500					
				3/31/2011	3/30/2011	PURC		69,026.79	69,026.79	0.00	0.00	(69,026.79)
505813	US TREASURY N/B	/UBS FINANCIAL SERVICES	TRBD				0.8702 / 0.1477					
				3/31/2011	3/31/2011	INT		0.00	0.00	0.00	(5.87)	5.87
				3/31/2011	3/31/2011	INT		0.00	0.00	0.00	(65,619.13)	65,619.13
				3/31/2011	3/31/2011	MAT		(15,000,000.00)	(15,013,476.56)	0.00	13,476.56	15,000,000.00
505875	US TREASURY N/B	/BARCLAYS CAPITAL	TRBD				0.8750 / 0.1312					
				3/31/2011	3/31/2011	INT		0.00	0.00	0.00	(183.27)	183.27
				3/31/2011	3/31/2011	INT		0.00	0.00	0.00	(43,987.77)	43,987.77
				3/31/2011	3/31/2011	MAT		(10,000,000.00)	(10,009,042.70)	0.00	9,042.70	10,000,000.00
506632	FNMA DISCOUNT	/BNP PARIBAS	AGDN				0.1000 / 0.1000					
				3/31/2011	3/31/2011	MAT		(50,000,000.00)	(49,994,166.67)	0.00	(5,833.33)	50,000,000.00
509385	US TREASURY N/B	/UBS FINANCE (DE) LLC	TBILL				0.1125 / 0.1125					
				3/31/2011	3/31/2011	MAT		(15,000,000.00)	(14,998,734.38)	0.00	(1,265.62)	15,000,000.00
509434	US TREASURY N/B	/UBS FINANCIAL SERVICES	TRBD				0.8702 / 0.1632					
				3/31/2011	3/31/2011	INT		0.00	0.00	0.00	(50.59)	50.59
				3/31/2011	3/31/2011	INT		0.00	0.00	0.00	(43,746.09)	43,746.09
				3/31/2011	3/31/2011	MAT		(10,000,000.00)	(10,004,687.50)	0.00	4,687.50	10,000,000.00
510774	CHEVRON CORP	/CHEVRON	CP				0.1300 / 0.1300					
				3/31/2011	3/31/2011	MAT		(25,000,000.00)	(24,998,465.28)	0.00	(1,534.72)	25,000,000.00

Deals [Transaction Type] = SE

County of Orange
Treasurer-Tax Collector's Office
Detail Transaction Report

Transaction Date From 01-Mar-2011 To 31-Mar-2011

Deal	Issuer	Broker	Inst Type	Maturity Date	Trans Date	Trans Type	Coupon/ Yield(%)	Par Value	Cost	Purchased Interest	(Interest) Amort / (Accret) (Gain) / Loss	Settlement
Fund:	**Educational Money Mkt Fnd**											
511007	CHEVRON CORP	/CHEVRON	CP				0.1100 / 0.1100					
				3/31/2011	3/31/2011	MAT		(25,000,000.00)	(24,998,777.78)	0.00	(1,222.22)	25,000,000.00
511008	WAL-MART STORES INC	/CRED SUIS SECURITIES	CP				0.1400 / 0.1400					
				3/31/2011	3/31/2011	MAT		(25,000,000.00)	(24,998,444.44)	0.00	(1,555.56)	25,000,000.00
512860	US TREASURY N/B	/CRED SUIS SECURITIES	TRBD				0.8702 / 0.1404					
				3/31/2011	3/31/2011	INT		0.00	0.00	0.00	(9.80)	9.80
				3/31/2011	3/31/2011	INT		0.00	0.00	0.00	(109,365.20)	109,365.20
				3/31/2011	3/31/2011	MAT		(25,000,000.00)	(25,004,025.00)	0.00	4,025.00	25,000,000.00
513628	FHLB DISC CORP	/FTN FINANCIAL	AGDN				0.0500 / 0.0500					
				3/31/2011	3/31/2011	MAT		(2,000,000.00)	(1,999,991.67)	0.00	(8.33)	2,000,000.00
514306	WELLS FARGO REPO	/	WFREPOS				0.1500 / 0.1500					
				3/31/2011	3/31/2011	INT		0.00	0.00	0.00	(0.29)	0.29
				3/31/2011	3/31/2011	MAT		(69,026.79)	(69,026.79)	0.00	0.00	69,026.79
514308	FREDDIE DISCOUNT	/CRED SUIS SECURITIES	AGDN				0.0500 / 0.0500					
				4/25/2011	3/31/2011	PURC		15,133,000.00	15,132,474.55	0.00	0.00	(15,132,474.55)
514309	FHLB DISC CORP	/WELLS FARGO BANK	AGDN				0.0400 / 0.0400					
				4/29/2011	3/31/2011	PURC		10,000,000.00	9,999,677.78	0.00	0.00	(9,999,677.78)
514314	FED HM LN BK BD	/	CALLGOVAGY				0.3500 / 0.3036					
				11/23/2011	3/31/2011	PURC		10,000,000.00	10,015,344.44	0.00	0.00	(10,015,344.44)
514320	FED HM LN BK BD	/	CALLGOVAGY				0.3400 / 0.3192					
				11/15/2011	3/31/2011	PURC		10,000,000.00	10,015,650.00	0.00	0.00	(10,015,650.00)
514322	FED HM LN BK BD	/	CALLGOVAGY				0.3400 / 0.3193					
				11/15/2011	3/31/2011	PURC		1,470,000.00	1,471,051.05	0.00	0.00	(1,471,051.05)
					Sub Total:			**(147,115,959.78)**	**(148,054,600.04)**	**180,285.49**	**48,935,802.32**	**98,938,512.24**
Fund:	**283-John Wayne Airport**											
439255	FED FARM CR BK	/DEUTSCHE	AGN FLOAT1				0.2400 / 0.2400					
				3/1/2011	3/1/2011	INT		0.00	0.00	0.00	(1,800.00)	1,800.00
				3/1/2011	3/1/2011	MAT		(3,000,000.00)	(3,000,000.00)	0.00	0.00	3,000,000.00
508509	NESTLE CAPITAL CORP	/CRED SUIS SECURITIES	CP				0.1600 / 0.1600					
				5/2/2011	3/1/2011	PURC		2,000,000.00	1,999,448.89	0.00	0.00	(1,999,448.89)
508609	BERKSHIRE HATHAWAY INC	/CRED SUIS SECURITIES	MTN				1.4000 / 0.3876					
				2/10/2012	3/2/2011	PURC		1,000,000.00	1,009,478.00	855.56	0.00	(1,010,333.56)

Deals [Transaction Type] = SE

County of Orange
Treasurer-Tax Collector's Office
Detail Transaction Report

Transaction Date From 01-Mar-2011 To 31-Mar-2011

Deal	Issuer	Broker	Inst Type	Maturity Date	Trans Date	Trans Type	Coupon/ Yield(%)	Par Value	Cost	Purchased Interest	(Interest) Amort / (Accret) (Gain) / Loss	Settlement
Fund:	**283-John Wayne Airport**											
508611	FREDDIE MAC	/CASTLE OAK SECURITIES	CALLGOVAGY				3.8000 / 3.7843					
				3/9/2016	3/2/2011	PURC		2,000,000.00	2,037,928.22	0.00	0.00	(2,037,928.22)
508612	FED HM LN BK BD	/	CALLGOVAGY				0.4000 / 0.3986					
				12/12/2011	3/2/2011	PURC		1,000,000.00	1,000,999.89	0.00	0.00	(1,000,999.89)
497181	FED FARM CR BK	/JEFFERIES & COMPANY	AGNF1				3.0000 / 0.2000					
				3/3/2011	3/3/2011	INT		0.00	0.00	0.00	(30,000.00)	30,000.00
				3/3/2011	3/3/2011	MAT		(2,000,000.00)	(2,029,278.47)	0.00	29,278.47	2,000,000.00
506863	FED FARM CR BK	/BNP PARIBAS	AGNF1				3.0000 / 0.1419					
				3/3/2011	3/3/2011	INT		0.00	0.00	0.00	(15,150.00)	15,150.00
				3/3/2011	3/3/2011	MAT		(1,010,000.00)	(1,025,097.48)	0.00	15,097.48	1,010,000.00
509056	US TREASURY N/B	/MORGAN STANLEY	TBILL				0.1145 / 0.1145					
				3/31/2011	3/3/2011	PURC		2,500,000.00	2,499,777.36	0.00	0.00	(2,499,777.36)
499703	TOYOTA MOTOR CREDIT	/GOLDMAN SACHS GROUP INC	CP				0.2500 / 0.2501					
				3/4/2011	3/4/2011	MAT		(195,000.00)	(194,930.94)	0.00	(69.06)	195,000.00
506864	FED FARM CR BK	/CASTLE OAK SECURITIES	AGNF1				0.9500 / 0.4545					
				3/5/2012	3/5/2011	INT		0.00	0.00	0.00	(475.00)	475.00
509435	FREDDIE MAC	/CASTLE OAK SECURITIES	AGN FLOAT1				0.2230 / 0.2121					
				9/19/2011	3/7/2011	PURC		875,000.00	875,137.47	0.00	0.00	(875,137.47)
493082	FED HM LN BK BD	/JP MORGAN CHASE & CO	CALLGOVAGY				0.4500 / 0.4501					
				12/23/2011	3/8/2011	EPAY PRI		(1,000,000.00)	(1,000,000.00)	0.00	0.00	1,000,000.00
				12/23/2011	3/8/2011	INT		0.00	0.00	0.00	(1,125.00)	1,125.00
505352	WAL-MART STORES INC	/CRED SUIS SECURITIES	CP				0.1600 / 0.1600					
				3/8/2011	3/8/2011	MAT		(1,000,000.00)	(999,888.89)	0.00	(111.11)	1,000,000.00
505633	WAL-MART STORES INC	/CRED SUIS SECURITIES	CP				0.1600 / 0.1600					
				3/8/2011	3/8/2011	MAT		(250,000.00)	(249,975.56)	0.00	(24.44)	250,000.00
509836	FREDDIE DISCOUNT	/FIRST TENNESSEE	AGDN				0.1300 / 0.1300					
				3/21/2011	3/8/2011	PURC		675,000.00	674,968.31	0.00	0.00	(674,968.31)
509837	FHLB DISC CORP	/JP MORGAN CHASE & CO	AGDN				0.1300 / 0.1300					
				3/30/2011	3/8/2011	PURC		298,000.00	297,976.33	0.00	0.00	(297,976.33)

Deals [Transaction Type] = SE

County of Orange
Treasurer-Tax Collector's Office
Detail Transaction Report

Transaction Date From 01-Mar-2011 To 31-Mar-2011

Deal	Issuer	Broker	Inst Type	Maturity Date	Trans Date	Trans Type	Coupon/ Yield(%)	Par Value	Cost	Purchased Interest	(Interest) Amort / (Accret) (Gain) / Loss	Settlement
Fund:	**283-John Wayne Airport**											
509838	FNMA DISCOUNT	/BARCLAYS CAPITAL	AGDN				0.1200 / 0.1200					
				3/31/2011	3/8/2011	PURC		167,000.00	166,987.20	0.00	0.00	(166,987.20)
509839	FHLB DISC CORP	/JEFFERIES & COMPANY	AGDN				0.1200 / 0.1200					
				3/30/2011	3/8/2011	PURC		250,000.00	249,981.67	0.00	0.00	(249,981.67)
504498	CHEVRON CORP	/CHEVRON	CP				0.1600 / 0.1600					
				3/9/2011	3/9/2011	MAT		(2,000,000.00)	(1,999,742.22)	0.00	(257.78)	2,000,000.00
508611	FREDDIE MAC	/CASTLE OAK SECURITIES	CALLGOVAGY				3.8000 / 3.7843					
				3/9/2016	3/9/2011	EPAY PRI		(2,000,000.00)	(2,037,928.22)	0.00	0.00	2,037,928.22
				3/9/2016	3/9/2011	INT		0.00	0.00	0.00	(38,000.00)	38,000.00
509900	CHEVRON CORP	/CHEVRON	CP				0.1300 / 0.1300					
				4/7/2011	3/9/2011	PURC		2,000,000.00	1,999,790.56	0.00	0.00	(1,999,790.56)
505632	JOHNSON & JOHNSON	/CITIGROUP GLOBAL MARKETS	CP				0.1200 / 0.1200					
				3/10/2011	3/10/2011	MAT		(2,000,000.00)	(1,999,840.00)	0.00	(160.00)	2,000,000.00
510411	FREDDIE DISCOUNT	/BARCLAYS CAPITAL	AGDN				0.1100 / 0.1100					
				5/3/2011	3/10/2011	PURC		400,000.00	399,934.00	0.00	0.00	(399,934.00)
510412	FNMA DISCOUNT	/CITIGROUP GLOBAL MARKETS	AGDN				0.1200 / 0.1200					
				5/2/2011	3/10/2011	PURC		100,000.00	99,982.33	0.00	0.00	(99,982.33)
510413	FNMA DISCOUNT	/DEUTSCHE	AGDN				0.0910 / 0.0910					
				5/9/2011	3/10/2011	PURC		679,000.00	678,897.02	0.00	0.00	(678,897.02)
510414	FHLB DISC CORP	/DEUTSCHE	AGDN				0.0820 / 0.0820					
				4/15/2011	3/10/2011	PURC		350,000.00	349,971.30	0.00	0.00	(349,971.30)
510415	FNMA DISCOUNT	/CRED SUIS FIRST BOST NY	AGDN				0.0850 / 0.0850					
				4/20/2011	3/10/2011	PURC		1,267,000.00	1,266,877.35	0.00	0.00	(1,266,877.35)
510416	FHLB DISC CORP	/BARCLAYS CAPITAL	AGDN				0.1000 / 0.1000					
				4/8/2011	3/10/2011	PURC		402,000.00	401,967.62	0.00	0.00	(401,967.62)
510417	FHLB DISC CORP	/RBC	AGDN				0.0800 / 0.0800					
				4/6/2011	3/10/2011	PURC		900,000.00	899,946.00	0.00	0.00	(899,946.00)
501978	ROYAL BANK OF CANADA	/RBC	YCDF				0.2613 / 0.2296					
				3/14/2011	3/14/2011	INT		0.00	0.00	0.00	(164.27)	164.27

Deals [Transaction Type] = SE

County of Orange
Treasurer-Tax Collector's Office
Detail Transaction Report

Transaction Date From 01-Mar-2011 To 31-Mar-2011

Deal	Issuer	Broker	Inst Type	Maturity Date	Trans Date	Trans Type	Coupon/ Yield(%)	Par Value	Cost	Purchased Interest	(Interest) Amort / (Accret) (Gain) / Loss	Settlement
Fund:	**283-John Wayne Airport**											
				3/14/2011	3/14/2011	MAT		(1,800,000.00)	(1,800,249.01)	0.00	1,000,249.01	800,000.00
510775	FREDDIE DISCOUNT	/RBC	AGDN				0.1300 / 0.1300					
				5/9/2011	3/14/2011	PURC		973,000.00	972,803.24	0.00	0.00	(972,803.24)
475642	FED HM LN BK BD	/CASTLE OAK SECURITIES	AGN FLOAT1				0.2260 / 0.2454					
				9/15/2011	3/15/2011	INT		0.00	0.00	0.00	(168.00)	168.00
478262	FANNIE MAE	/GOLDMAN SACHS GROUP INC	AGNF1				5.5000 / 0.3504					
				3/15/2011	3/15/2011	INT		0.00	0.00	0.00	(3,685.00)	3,685.00
				3/15/2011	3/15/2011	MAT		(134,000.00)	(137,444.17)	0.00	3,444.17	134,000.00
506865	FREDDIE MAC	/DEUTSCHE	AGNF1				5.6250 / 0.1500					
				3/15/2011	3/15/2011	INT		0.00	0.00	0.00	(16,846.88)	16,846.88
				3/15/2011	3/15/2011	MAT		(599,000.00)	(615,782.72)	0.00	16,782.72	599,000.00
473799	FED FARM CR BK	/JEFFERIES & COMPANY	AGN FLOAT3				0.2670 / 0.2675					
				9/16/2011	3/16/2011	INT		0.00	0.00	0.00	(218.59)	218.59
				9/16/2011	3/16/2011	INT		0.00	0.00	0.00	(1,665.00)	1,665.00
506622	FHLB DISC CORP	/BARCLAYS CAPITAL	AGDN				0.1050 / 0.1050					
				3/16/2011	3/16/2011	MAT		(2,000,000.00)	(1,999,842.50)	0.00	(157.50)	2,000,000.00
511526	FED HM LN BK BD	/BNP PARIBAS	AGNF1				2.6250 / 0.1130					
				5/20/2011	3/16/2011	PURC		2,100,000.00	2,127,128.50	0.00	0.00	(2,127,128.50)
503181	US TREASURY N/B	/CRED SUIS SECURITIES	TBILL				0.1530 / 0.1530					
				3/17/2011	3/17/2011	MAT		(2,000,000.00)	(1,999,626.00)	0.00	(374.00)	2,000,000.00
511797	RABOBANK NEDERLAND NV NY	/BARCLAY CAPITAL	YCDF				0.3420 / 0.3039					
				10/21/2011	3/17/2011	PURC		600,000.00	600,272.70	0.00	0.00	(600,272.70)
511800	US TREASURY N/B	/BARCLAY CAPITAL	TSTRIPS				0.1116 / 0.1116					
				5/15/2011	3/17/2011	PURC		2,000,000.00	1,999,640.00	0.00	0.00	(1,999,640.00)
507371	US TREASURY N/B	/BNP PARIBAS	TBILL				0.1170 / 0.1170					
				3/24/2011	3/18/2011	SALE		(1,500,000.00)	(1,499,858.63)	0.00	(128.87)	1,499,987.50
511877	FANNIE MAE	/CASTLE OAK SECURITIES	CALLGOVAGY				1.3000 / 1.2898					
				3/28/2014	3/18/2011	PURC		1,375,000.00	1,383,853.47	0.00	0.00	(1,383,853.47)
509435	FREDDIE MAC	/CASTLE OAK SECURITIES	AGN FLOAT1				0.2230 / 0.2121					

Deals [Transaction Type] = SE

County of Orange
Treasurer-Tax Collector's Office
Detail Transaction Report

Transaction Date From 01-Mar-2011 To 31-Mar-2011

Deal	Issuer	Broker	Inst Type	Maturity Date	Trans Date	Trans Type	Coupon/ Yield(%)	Par Value	Cost	Purchased Interest	(Interest) Amort / (Accret) (Gain) / Loss	Settlement
Fund:	**283-John Wayne Airport**											
				9/19/2011	3/19/2011	INT		0.00	0.00	0.00	(151.76)	151.76
490429	FED FARM CR BK	/CASTLE OAK SECURITIES	AGN FLOAT1				0.3434 / 0.2319					
				7/20/2011	3/20/2011	INT		0.00	0.00	0.00	(404.97)	404.97
509836	FREDDIE DISCOUNT	/FIRST TENNESSEE	AGDN				0.1300 / 0.1300					
				3/21/2011	3/21/2011	MAT		(675,000.00)	(674,968.31)	0.00	(31.69)	675,000.00
511797	RABOBANK NEDERLAND NV NY	/BARCLAY CAPITAL	YCDF				0.3420 / 0.3039					
				10/21/2011	3/21/2011	INT		0.00	0.00	0.00	(153.90)	153.90
512324	FANNIE MAE	/JP MORGAN CHASE & CO	STEPGOVAGY				1.0000 / 0.9911					
				3/29/2013	3/21/2011	PURC		665,000.00	668,295.30	0.00	0.00	(668,295.30)
512326	FANNIE MAE	/BARCLAY CAPITAL	AGN FLOAT1				0.1920 / 0.1397					
				5/13/2011	3/21/2011	PURC		1,000,000.00	1,000,269.00	0.00	0.00	(1,000,269.00)
505812	FED FARM CR BK	/CASTLE OAK SECURITIES	AGN FLOAT1				0.1500 / 0.2259					
				2/22/2012	3/22/2011	INT		0.00	0.00	0.00	(177.33)	177.33
506862	FANNIE MAE	/DEUTSCHE	AGNF1				1.7500 / 0.1551					
				3/23/2011	3/23/2011	INT		0.00	0.00	0.00	(8,802.50)	8,802.50
				3/23/2011	3/23/2011	MAT		(1,006,000.00)	(1,014,658.25)	0.00	8,658.25	1,006,000.00
507903	FHLB DISC CORP	/RBC	AGDN				0.1350 / 0.1350					
				3/25/2011	3/25/2011	MAT		(1,000,000.00)	(999,895.00)	0.00	(105.00)	1,000,000.00
507975	FHLB DISC CORP	/UBS FINANCIAL SERVICES	AGDN				0.1250 / 0.1250					
				3/25/2011	3/25/2011	MAT		(1,000,000.00)	(999,913.19)	0.00	(86.81)	1,000,000.00
513136	BERKSHIRE HATHAWAY INC	/BARCLAY CAPITAL	MTN				1.4000 / 0.4086					
				2/10/2012	3/25/2011	PURC		1,000,000.00	1,008,649.33	1,750.00	0.00	(1,010,399.33)
513138	US TREASURY N/B	/BARCLAY CAPITAL	TRBD				1.1179 / 0.0983					
				6/30/2011	3/25/2011	PURC		1,000,000.00	1,002,716.54	2,610.50	0.00	(1,005,327.04)
485945	TORONTO DOMINION BANK NY	/TDSI	YCDF				0.3253 / 0.3253					
				10/28/2011	3/28/2011	INT		0.00	0.00	0.00	(515.67)	515.67
506924	FNMA DISCOUNT	/DEUTSCHE	AGDN				0.1000 / 0.1000					
				3/28/2011	3/28/2011	MAT		(949,000.00)	(948,910.37)	0.00	(89.63)	949,000.00

Deals [Transaction Type] = SE

County of Orange
Treasurer-Tax Collector's Office
Detail Transaction Report

Transaction Date From 01-Mar-2011 To 31-Mar-2011

Deal	Issuer	Broker	Inst Type	Maturity Date	Trans Date	Trans Type	Coupon/ Yield(%)	Par Value	Cost	Purchased Interest	(Interest) Amort / (Accret) (Gain) / Loss	Settlement
Fund:	**283-John Wayne Airport**											
511877	FANNIE MAE	/CASTLE OAK SECURITIES	CALLGOVAGY				1.3000 / 1.2898					
				3/28/2014	3/28/2011	EPAY PRI		(1,375,000.00)	(1,383,853.47)	0.00	0.00	1,383,853.47
				3/28/2014	3/28/2011	INT		0.00	0.00	0.00	(8,937.50)	8,937.50
513629	WAL-MART STORES INC	/CITIGROUP GLOBAL MARKETS	CP				0.1500 / 0.1500					
				4/27/2011	3/28/2011	PURC		1,000,000.00	999,875.00	0.00	0.00	(999,875.00)
513644	RABOBANK NEDERLAND NV NY	/UBS FINANCIAL SERVICES	YCDF				0.3433 / 0.3433					
				4/24/2012	3/28/2011	PURC		1,500,000.00	1,500,000.00	0.00	0.00	(1,500,000.00)
512324	FANNIE MAE	/JP MORGAN CHASE & CO	STEPGOVAGY				1.0000 / 0.9911					
				3/29/2013	3/29/2011	EPAY PRI		(665,000.00)	(668,295.30)	0.00	0.00	668,295.30
				3/29/2013	3/29/2011	INT		0.00	0.00	0.00	(3,325.00)	3,325.00
505877	FREDDIE MAC	/BNP PARIBAS	AGNF1				1.0200 / 0.1502					
				3/30/2011	3/30/2011	INT		0.00	0.00	0.00	(3,510.50)	3,510.50
				3/30/2011	3/30/2011	MAT		(1,050,000.00)	(1,053,321.50)	0.00	3,321.50	1,050,000.00
509837	FHLB DISC CORP	/JP MORGAN CHASE & CO	AGDN				0.1300 / 0.1300					
				3/30/2011	3/30/2011	MAT		(298,000.00)	(297,976.33)	0.00	(23.67)	298,000.00
509839	FHLB DISC CORP	/JEFFERIES & COMPANY	AGDN				0.1200 / 0.1200					
				3/30/2011	3/30/2011	MAT		(250,000.00)	(249,981.67)	0.00	(18.33)	250,000.00
514245	FHLB DISC CORP	/GOLDMAN SACHS GROUP INC	AGDN				0.0450 / 0.0450					
				4/13/2011	3/30/2011	PURC		1,295,000.00	1,294,977.34	0.00	0.00	(1,294,977.34)
509056	US TREASURY N/B	/MORGAN STANLEY	TBILL				0.1145 / 0.1145					
				3/31/2011	3/31/2011	MAT		(2,500,000.00)	(2,499,777.36)	0.00	(222.64)	2,500,000.00
509838	FNMA DISCOUNT	/BARCLAYS CAPITAL	AGDN				0.1200 / 0.1200					
				3/31/2011	3/31/2011	MAT		(167,000.00)	(166,987.20)	0.00	(12.80)	167,000.00
514315	FANNIE MAE	/BNP PARIBAS	AGNF1				3.3750 / 0.1098					
				5/19/2011	3/31/2011	PURC		1,500,000.00	1,525,084.50	0.00	0.00	(1,525,084.50)
514316	FED HM LN BK BD	/BNP PARIBAS	AGNF1				0.8000 / 0.1103					
				5/6/2011	3/31/2011	PURC		1,000,000.00	1,003,889.22	0.00	0.00	(1,003,889.22)
					Sub Total:			**448,000.00**	**449,480.90**	**5,216.06**	**939,681.40**	**(1,394,378.36)**

Deals [Transaction Type] = SE

County of Orange
Treasurer-Tax Collector's Office
Detail Transaction Report

Transaction Date From 01-Mar-2011 To 31-Mar-2011

Deal	Issuer	Broker	Inst Type	Maturity Date	Trans Date	Trans Type	Coupon/ Yield(%)	Par Value	Cost	Purchased Interest	(Interest) Amort / (Accret) (Gain) / Loss	Settlement
Fund:		**15B-Housing 99A & 99B**										
383458	GINNIE MAE	/	MBS				6.2500 / 1,528.3783					
				9/20/2029	3/23/2011	INT		0.00	0.00	0.00	(104.74)	104.74
				9/20/2029	3/23/2011	SALE		(134,943.41)	(135,060.55)	0.00	0.00	357.04
				9/20/2029	3/23/2011	INT		0.00	0.00	0.00	(716.13)	716.13
						Sub Total:		**(134,943.41)**	**(135,060.55)**	**0.00**	**(820.87)**	**1,177.91**
						Grand Total:		**838,402,085.26**	**838,122,964.13**	**365,148.90**	**222,993,127.94**	**(1,061,615,944.46)**

Deals [Transaction Type] = SE

County of Orange
Treasurer-Tax Collector's Office

MONEY MARKET MUTUAL FUNDS TRANSACTIONS REPORT

For 01-Mar-2011 to 31-Mar-2011

Cashflow Date	Transaction Description	D.O. No.	Instrument	Amount	Deposit Slip Code	Counterparty	Deal No
GS283		**GOLDMAN SACHS - JWA MMF**					
3/1/2011	BANK TRANSFER		MONEY MARKET	1,002,351.11		WELLS FARGO BANK	508512
3/2/2011	BANK TRANSFER		MONEY MARKET	(1,147,261.89)		WELLS FARGO BANK	508811
3/3/2011	BANK TRANSFER		MONEY MARKET	555,372.64		WELLS FARGO BANK	509053
3/4/2011	BANK TRANSFER		MONEY MARKET	195,000.00		WELLS FARGO BANK	509409
3/7/2011	BANK TRANSFER		MONEY MARKET	(874,662.47)		WELLS FARGO BANK	509433
3/8/2011	BANK TRANSFER		MONEY MARKET	861,211.49		WELLS FARGO BANK	509843
3/9/2011	BANK TRANSFER		MONEY MARKET	1,000,000.00		WELLS FARGO BANK	510134
3/10/2011	BANK TRANSFER		MONEY MARKET	(1,097,575.41)		WELLS FARGO BANK	510422
3/14/2011	BANK TRANSFER		MONEY MARKET	(172,638.97)		WELLS FARGO BANK	510970
3/15/2011	BANK TRANSFER		MONEY MARKET	753,699.88		WELLS FARGO BANK	511014
3/16/2011	BANK TRANSFER		MONEY MARKET	(125,463.50)		WELLS FARGO BANK	511556
3/17/2011	BANK TRANSFER		MONEY MARKET	(599,568.57)		WELLS FARGO BANK	511803
3/21/2011	BANK TRANSFER		MONEY MARKET	(850,000.00)		WELLS FARGO BANK	512332
3/23/2011	BANK TRANSFER		MONEY MARKET	1,014,804.22		WELLS FARGO BANK	512858
3/25/2011	BANK TRANSFER		MONEY MARKET	(15,726.37)		WELLS FARGO BANK	513155
3/28/2011	BANK TRANSFER		MONEY MARKET	(166,421.83)		WELLS FARGO BANK	513634
3/29/2011	BANK TRANSFER		MONEY MARKET	668,325.00		WELLS FARGO BANK	513909
3/30/2011	BANK TRANSFER		MONEY MARKET	306,533.16		WELLS FARGO BANK	514275
		Sub Total Amount Per Account:		**1,307,978.49**			
GS692		**GOLDMAN SACHS - COUNTY MMF**					
3/1/2011	BANK TRANSFER		MONEY MARKET	141,555.00		WELLS FARGO BANK	508511
3/2/2011	BANK TRANSFER		MONEY MARKET	3,319,405.00		WELLS FARGO BANK	508810
3/3/2011	BANK TRANSFER		MONEY MARKET	(1,124,623.00)		WELLS FARGO BANK	509051
3/4/2011	BANK TRANSFER		MONEY MARKET	2,059,441.00		WELLS FARGO BANK	509407
3/7/2011	BANK TRANSFER		MONEY MARKET	421,949.00		WELLS FARGO BANK	509431
3/8/2011	BANK TRANSFER		MONEY MARKET	(5,075,109.00)		WELLS FARGO BANK	509841
3/9/2011	BANK TRANSFER		MONEY MARKET	(162,215.00)		WELLS FARGO BANK	510132
3/11/2011	BANK TRANSFER		MONEY MARKET	20,492,460.00		WELLS FARGO BANK	510728
3/15/2011	BANK TRANSFER		MONEY MARKET	39,333.00		WELLS FARGO BANK	511012
3/16/2011	BANK TRANSFER		MONEY MARKET	(19,649,755.00)		WELLS FARGO BANK	511554
3/18/2011	BANK TRANSFER		MONEY MARKET	6,594,295.50		WELLS FARGO BANK	511893
3/21/2011	BANK TRANSFER		MONEY MARKET	(5,000,000.00)		WELLS FARGO BANK	512330
3/22/2011	BANK TRANSFER		MONEY MARKET	(3,203,910.00)		WELLS FARGO BANK	512518
3/23/2011	BANK TRANSFER		MONEY MARKET	2,018,391.00		WELLS FARGO BANK	512856
3/24/2011	BANK TRANSFER		MONEY MARKET	(743,456.00)		WELLS FARGO BANK	513080
3/25/2011	BANK TRANSFER		MONEY MARKET	1,397,031.00		WELLS FARGO BANK	513153
3/28/2011	BANK TRANSFER		MONEY MARKET	(1,774,347.00)		WELLS FARGO BANK	513633

County of Orange
Treasurer-Tax Collector's Office

MONEY MARKET MUTUAL FUNDS TRANSACTIONS REPORT

For 01-Mar-2011 to 31-Mar-2011

Cashflow Date	Transaction Description	D.O. No.	Instrument	Amount	Deposit Slip Code	Counterparty	Deal No
3/29/2011	BANK TRANSFER		MONEY MARKET	8,127,211.00		WELLS FARGO BANK	513907
3/29/2011	BANK TRANSFER		MONEY MARKET	87,120,211.00		WELLS FARGO BANK	513931
3/30/2011	BANK TRANSFER		MONEY MARKET	(89,682,273.00)		WELLS FARGO BANK	514273
3/31/2011	BANK TRANSFER		MONEY MARKET	(5,703,571.00)		WELLS FARGO BANK	514312
		Sub Total Amount Per Account:		**(387,976.50)**			
GS694	**GOLDMAN SACHS - EDUCATIONAL MMF**						
3/3/2011	BANK TRANSFER		MONEY MARKET	(1,240,613.00)		WELLS FARGO BANK	509052
3/4/2011	BANK TRANSFER		MONEY MARKET	2,008,504.00		WELLS FARGO BANK	509408
3/7/2011	BANK TRANSFER		MONEY MARKET	(2,894,244.00)		WELLS FARGO BANK	509432
3/8/2011	BANK TRANSFER		MONEY MARKET	(267,820.00)		WELLS FARGO BANK	509842
3/9/2011	BANK TRANSFER		MONEY MARKET	525,486.00		WELLS FARGO BANK	510133
3/10/2011	BANK TRANSFER		MONEY MARKET	(54,166.00)		WELLS FARGO BANK	510421
3/11/2011	BANK TRANSFER		MONEY MARKET	25,055,526.00		WELLS FARGO BANK	510729
3/14/2011	BANK TRANSFER		MONEY MARKET	(20,000,000.00)		WELLS FARGO BANK	510969
3/15/2011	BANK TRANSFER		MONEY MARKET	(1,077,540.00)		WELLS FARGO BANK	511013
3/16/2011	BANK TRANSFER		MONEY MARKET	1,005,919.00		WELLS FARGO BANK	511555
3/17/2011	BANK TRANSFER		MONEY MARKET	192,843.00		WELLS FARGO BANK	511802
3/18/2011	BANK TRANSFER		MONEY MARKET	3,906,314.00		WELLS FARGO BANK	511894
3/21/2011	BANK TRANSFER		MONEY MARKET	(2,636,208.00)		WELLS FARGO BANK	512331
3/22/2011	BANK TRANSFER		MONEY MARKET	2,866,292.00		WELLS FARGO BANK	512519
3/23/2011	BANK TRANSFER		MONEY MARKET	(745,180.00)		WELLS FARGO BANK	512857
3/24/2011	BANK TRANSFER		MONEY MARKET	(4,047,541.00)		WELLS FARGO BANK	513081
3/25/2011	BANK TRANSFER		MONEY MARKET	23,741,423.00		WELLS FARGO BANK	513154
3/28/2011	BANK TRANSFER		MONEY MARKET	(17,887.00)		WELLS FARGO BANK	513666
3/29/2011	BANK TRANSFER		MONEY MARKET	18,302,957.00		WELLS FARGO BANK	513908
3/30/2011	BANK TRANSFER		MONEY MARKET	(45,503,261.00)		WELLS FARGO BANK	514274
3/31/2011	BANK TRANSFER		MONEY MARKET	7,154.00		WELLS FARGO BANK	514313
		Sub Total Amount Per Account:		**(872,042.00)**			
TEMPFUND283	**BLACKROCK TEMPFUND - JWA MMF**						
3/2/2011	BANK TRANSFER		MONEY MARKET	(900,000.00)		WELLS FARGO BANK	508809
3/9/2011	BANK TRANSFER		MONEY MARKET	1,038,209.23		WELLS FARGO BANK	510131
3/10/2011	BANK TRANSFER		MONEY MARKET	(1,000,000.00)		WELLS FARGO BANK	510420
3/18/2011	BANK TRANSFER		MONEY MARKET	116,008.49		WELLS FARGO BANK	511892
3/21/2011	BANK TRANSFER		MONEY MARKET	(142,855.39)		WELLS FARGO BANK	512329
3/31/2011	BANK TRANSFER		MONEY MARKET	138,026.28		WELLS FARGO BANK	514311
		Sub Total Amount Per Account:		**(750,611.39)**			
TEMPFUND692	**BLACKROCK TEMPFUND-COUNTY MMF**						

County of Orange
Treasurer-Tax Collector's Office

MONEY MARKET MUTUAL FUNDS TRANSACTIONS REPORT

For 01-Mar-2011 to 31-Mar-2011

Cashflow Date	Transaction Description	D.O. No.	Instrument	Amount	Deposit Slip Code	Counterparty	Deal No
3/10/2011	BANK TRANSFER		MONEY MARKET	(337,425.00)		WELLS FARGO BANK	510419
3/11/2011	BANK TRANSFER		MONEY MARKET	12,000,000.00		WELLS FARGO BANK	510726
3/14/2011	BANK TRANSFER		MONEY MARKET	1,993,526.00		WELLS FARGO BANK	510967
3/16/2011	BANK TRANSFER		MONEY MARKET	(13,263,738.00)		WELLS FARGO BANK	511557
3/17/2011	BANK TRANSFER		MONEY MARKET	(2,759,232.00)		WELLS FARGO BANK	511801
3/18/2011	BANK TRANSFER		MONEY MARKET	6,594,295.50		WELLS FARGO BANK	511890
3/21/2011	BANK TRANSFER		MONEY MARKET	(4,230,056.00)		WELLS FARGO BANK	512328
3/22/2011	BANK TRANSFER		MONEY MARKET	(1,000,000.00)		WELLS FARGO BANK	512517
3/31/2011	BANK TRANSFER		MONEY MARKET	(1,000,000.00)		WELLS FARGO BANK	514310
		Sub Total Amount Per Account:		**(2,002,629.50)**			
TEMPFUND694	**BLACKROCK TEMPFUND-EDUCATIONAL MMF**						
3/1/2011	BANK TRANSFER		MONEY MARKET	3,148,246.00		WELLS FARGO BANK	508510
3/2/2011	BANK TRANSFER		MONEY MARKET	(3,063,303.00)		WELLS FARGO BANK	508808
3/11/2011	BANK TRANSFER		MONEY MARKET	20,000,000.00		WELLS FARGO BANK	510727
3/14/2011	BANK TRANSFER		MONEY MARKET	(16,741,263.00)		WELLS FARGO BANK	510968
3/18/2011	BANK TRANSFER		MONEY MARKET	3,906,314.00		WELLS FARGO BANK	511891
3/24/2011	BANK TRANSFER		MONEY MARKET	(2,000,000.00)		WELLS FARGO BANK	513079
3/25/2011	BANK TRANSFER		MONEY MARKET	20,000,000.00		WELLS FARGO BANK	513152
3/28/2011	BANK TRANSFER		MONEY MARKET	(4,405,931.00)		WELLS FARGO BANK	513632
3/30/2011	BANK TRANSFER		MONEY MARKET	(20,000,000.00)		WELLS FARGO BANK	514272
		Sub Total Amount Per Account:		**844,063.00**			
		Total Amount :		**(1,861,217.90)**			

ORANGE COUNTY TREASURER-TAX COLLECTOR
INVESTMENT POLICY COMPLIANCE SUMMARY
March 31, 2011

Investment Policy (IPS) Guidelines		County Money Market Fund		Extended Fund		Educational Money Market Fund		John Wayne Airport Investment Pool	
Percent of Portfolio See Notes (1) & (2)	Investment Type	Market Value of Investments (3)	Percent of Portfolio	Market Value of Investments (3)	Percent of Portfolio	Market Value of Investments (3)	Percent of Portfolio	Market Value of Investments (3)	Percent of Portfolio
100%	U.S. Treasuries	$ -	0.00%	$ 101,065,938	3.29%	$ 77,973,375	5.07%	$ 3,002,179	6.03%
40%	Bankers' Acceptances	-	-	-	-	-	-	-	-
30%	Negotiable Certificates of Deposit	298,007,469	15.91%	204,995,320	6.66%	250,014,438	16.26%	7,350,935	14.78%
40%	Commercial Paper	219,967,000	11.74%	34,741,710	1.13%	178,065,928	11.58%	6,099,284	12.26%
100%	U.S. Government Agencies	1,143,283,554	61.04%	2,124,513,588	69.07%	756,892,915	49.23%	25,818,021	51.90%
20%	Money Market Funds	6,528,521	0.35%	-	-	13,693,298	0.89%	2,058,399	4.14%
30%	Medium-Term Notes	89,492,352	4.78%	277,904,324	9.04%	122,392,280	7.96%	4,065,950	8.17%
30%	Medium-Term Notes -FDIC	29,166,490	1.56%	82,180,655	2.67%	35,284,141	2.30%	-	0.00%
50%	Repurchase Agreements	10,576,812	0.56%	-	-	2,788,507	0.19%	-	-
30%	Municipal Debt	76,028,893	4.06%	250,349,810	8.14%	100,308,836	6.52%	1,355,000	2.72%
10%	Asset Backed Securities	-	-	-	-	-	-	-	-
		$ 1,873,051,091	100.00%	$ 3,075,751,344	100.00%	$ 1,537,413,718	100.00%	$ 49,749,768	100.00%

Compliance Category (Yes/No)	County Money Market Fund	Extended Fund	Educational Money Market Fund	John Wayne Airport Investment Pool
Percentage Limits	*Yes*	*Yes*	*Yes*	*Yes*
Maturity/Duration Limits	*Yes/NA*	*NA/Yes*	*Yes/NA*	*Yes/NA*
Quality Limits	*Yes*	*Yes*	*Yes*	*Yes*
Net Asset Value Limits	*Yes*	*N/A*	*Yes*	*Yes*

Notes: (1) The Money Market Fund (MMF) is authorized to purchase an additional 5-percent of its total assets in any authorized investment type, except commercial paper, for a period not to exceed 30 business days.

(2) The Money Market Fund (MMF) is authorized to purchase up to 12.5 percent of its total assets in any authorized issuer for a period not to exceed 3 business days.

(3) All investments are marked to market in compliance with the narrow valuation range prescribed by the IPS and market values are provided by Bloomberg Professional Services.

NA Not applicable

Noncompliance Detail
For the Month Ended March 31, 2011

During March, the Orange County Money Market Fund, Orange County Educational Money Market Fund, Extended Fund and John Wayne Airport Investment Pools were all free of noncompliance incidents.

ORANGE COUNTY TREASURER-TAX COLLECTOR
APPROVED ISSUER LIST
March 31, 2011

COMMERCIAL PAPER / MEDIUM TERM NOTES

ISSUER (Shared Structure)	S/T RATINGS			L/T RATINGS		
	S&P	MDY	FI	S&P	MDY	FI
BERKSHIRE HATHAWAY INC	A-1+	P-1	NR	AA+	Aa2	AA-
BERKSHIRE HATHAWAY FINANCE	A-1+	P-1	NR	AA+	Aa2	AA-
CHEVRON CORPORATION	A-1+	P-1	F1+	AA	Aa1	AA
JOHNSON & JOHNSON	A-1+	P-1	F1+	AAA	Aaa	AAA
KFW INTERNATL FINANCE	A-1+	P-1	F1+	AAA	Aaa	AAA
MICROSOFT CORP	NR	P-1	F1+	AAA	Aaa	AA+
NESTLE CAPITAL CORP	A-1+	P-1	F1+	AA	Aa1	AA+
WAL-MART STORES INC	A-1+	P-1	F1+	AA	Aa2	AA

DOMESTIC BANKS

BANK	S/T RATING			L/T RATING		
	S&P	MDY	FI	S&P	MDY	FI
CHASE BANK USA NA	A-1+	P-1	F1+	AA-	Aa1	AA
JPMORGAN CHASE BANK	A-1+	P-1	F1+	AA-	Aa1	AA
WELLS FARGO BANK NA	A-1+	P-1	F1+	AA	Aa2	AA

FOREIGN BANKS

BANK	S/T RATING			L/T RATING		
	S&P	MDY	FI	S&P	MDY	FI
BNP PARIBAS NY BRANCH	A-1+	P-1	F1+	AA	Aa2	AA-
BNP PARIBAS SF BRANCH	A-1+	P-1	F1+	AA	Aa2	AA
RABOBANK NEDERLAND NV NY	A-1+	P-1	F1+	AAA	Aaa	AA+
ROYAL BANK OF CANADA NY	A-1+	P-1	F1+	AA-	Aa1	AA
TORONTO DOMINION BANK NY	A-1+	P-1	F1+	AA-	Aaa	AA-

MONTHLY TREASURER'S MANAGEMENT REPORT

Distribution List

Orange County Elected Officials
Honorable Tom Daly, Clerk-Recorder
Honorable Webster J. Guillory, Assessor
Honorable Sandra Hutchens, Sheriff-Coroner
Honorable Anthony J. Rackauckas, District Attorney
Honorable David Sundstrom, Auditor-Controller
Honorable John S. Williams, Public Administrator

Treasury Oversight Committee
Honorable Bill Habermehl
Thomas G. Mauk
Honorable David Sundstrom
George Jeffries

County of Orange Departments
Assessor
Auditor-Controller
Child Support Services
Clerk of the Board
Clerk-Recorder
County Counsel
County Executive Office
District Attorney
Health Care Agency
Human Resources
Internal Audit
John Wayne Airport
OC Community Resources
OC Dana Point Harbor
OC Public Works
OC Waste & Recycling
Office of Independent Review
Performance Audit
Probation
Public Adminstration/Guardian
Public Defender
Registar of Voters
Sheriff-Coroner
Social Services Agency

County Agencies
Children & Families Commission
Civic Center Commission
Law Library
Orange County Employees Retirement System
Orange County Cemetery District
Orange County Fire Authority
Orange County Transportation Authority
Superior Court
Transportation Corridor Agencies

State of California Officials
John Decker, CDIAC

Orange County School Districts
Orange County Department of Education
Anaheim City
Anaheim Union High
Brea-Olinda Unified
Buena Park
Capistrano Unified
Centralia
Cypress
Fountain Valley
Fullerton
Fullerton Joint Union High
Garden Grove Unified
Huntington Beach City
Huntington Beach Union High
Irvine Unified
Laguna Beach Unified
La Habra City
Los Alamitos Unified
Lowell Joint
Magnolia
Newport-Mesa Unified
Ocean View
Orange Unified
Placentia-Yorba Linda Unified
Saddleback Valley Unified
Santa Ana Unified
Savanna
Tustin Unified
Westminster
North Orange County CCD
Rancho-Santiago CCD
South Orange County CCD
Coast Community CCD

Voluntary Pool Participants (date approved)
Serrano County Water District (6-22-99)
City of Villa Park (10-2-01)
City of Tustin (5-21-02)
Orange County Water District (3-30-04)
Municipal Water District of Orange County (7-27-04)
Orange County Vector Control District (11-14-06)
Local Agency Formation Commission (10-5-10)
Villa Park Community Services Foundation (4-5-11)